

ABBREVIATIONS

A/C	AIR CONDITIONING
ACT	ACOUSTICAL CEILING TILE
ADJ	ADJUSTABLE
AF	ABOVE FINISHED FLOOR
AMP	AMPERE
ARCH	ARCHITECT
BOH	BACK OF HOUSE
CAB	CABINET
CL	CENTER LINE
CLG	CEILING
CM	STARBUCKS
CON	CONSTRUCTION MANAGER
CTR	CENTER
CX	COMMISSIONING
CXA	COMMISSIONING AGENT
DEG	DEGREE
DET	DETAIL
DIA	DIAMETER
DIM	DIMENSION
DM	STARBUCKS
DMGR	DESIGN MANAGER
DN	DOWN
EA	EACH
EL	ELEVATION
EQ	EQUAL
EXIST	EXISTING
EXT	EXTERIOR
FF&E	FURNITURE, FIXTURE, AND EQUIPMENT
FLR	FLOOR
FOH	FRONT OF HOUSE
FOIC	FURNISHED BY OWNER, INSTALLED BY CONTRACTOR
FOIO	FURNISHED BY OWNER, INSTALLED BY OWNER
FT	FOOT/FEET
G	GROUND
GC	GENERAL CONTRACTOR
GWB	GYPSUM WALLBOARD
HC	HOLLOW CORE
HDW	HARDWARE
HM	HOLLOW METAL
HORIZ	HORIZONTAL
HR	HOUR
HT	HEIGHT
HVAC	HEATING, VENTILATING AND AIR CONDITIONING
I.D.	INSIDE DIAMETER
LEED	LEADERSHIP IN ENERGY AND ENVIRONMENTAL DESIGN
LL	LANDLORD
LV	LOW VOLTAGE
MAX	MAXIMUM
MEP	"MECHANICAL, ELECTRICAL AND PLUMBING"
MFR	MANUFACTURER
MIN	MINIMUM
NIC	NOT IN CONTRACT
NL	NIGHT LIGHT
NTS	NOT TO SCALE
OC	ON CENTER
O.D.	OUTSIDE DIAMETER
PLC	PLACE
R	RADIUS
REF	REFERENCE
REQ'D	REQUIRED
REV	REVISION
RND	ROUND
SB	STARBUCKS
SC	SOLID CORE
SF	SQUARE FEET
SHT	SHEET
SIM	SIMILAR
SPEC	SPECIFICATION
SQ	SQUARE
TEMP	TEMPORARY
TYP	TYPICAL
UC	UNDER COUNTER
UNO	UNLESS NOTED OTHERWISE
VERT	VERTICAL
VIF	VERIFY IN FIELD

RESPONSIBILITY LEGEND

GC	GENERAL CONTRACTOR
LL	LANDLORD
SB	STARBUCKS

ARCHITECTURAL SYMBOL LEGEND

NORTH ARROW

GRAPHIC SCALE

DATUM POINT

EXTERIOR ELEVATION CALL-OUT

INTERIOR ELEVATION CALL-OUT

SECTION CALL-OUT

DETAIL CALL-OUT

SHEET NOTE CALLOUT

ABOVE FINISH FLOOR HEIGHT TAG

FINISH FACE TO FINISH FACE DIMENSION

REVISION CLOUD

REVISION TAG

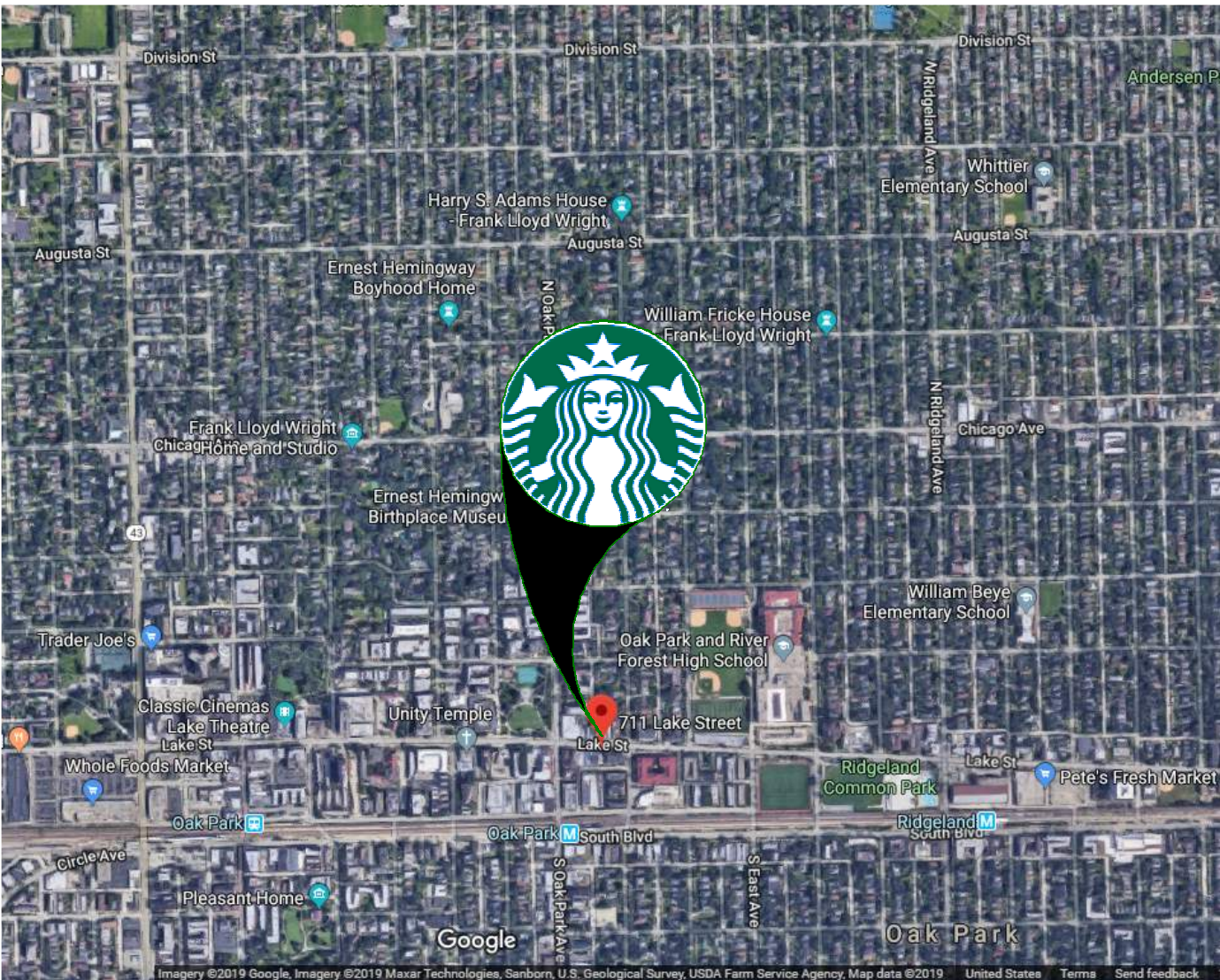
PAINT TAG

DESIGN ID TAG

DOOR TAG

WINDOW TAG

AERIAL MAP



VICINITY PLAN



PROJECT CONTACTS

MAILING ADDRESS:	STARBUCKS COFFEE COMPANY 2401 UTAH AVENUE SOUTH MS STOP: S-S010 SEATTLE, WASHINGTON 98134 (206) 318-1575
DESIGN MANAGER:	NIK TETREAU STARBUCKS COFFEE COMPANY 111 N. CANAL STREET SUITE 450 CHICAGO, IL 60606 (312) 380-3837
CONSTRUCTION MANAGER:	LARRY WILINSKI LWILINSKI@STARBUCKS.COM 111 NORTH CANAL STREET, SUITE 450 CHICAGO, IL 60606 (309) 431-9724
ARCHITECT OF RECORD:	GPD GROUP, INC. - 184-007100 520 S MAIN STREET, SUITE 2531 AKRON, OH 44311 (330) 572-3561
MEP CONSULTANT OF RECORD:	GPD GROUP, INC. - 184-007100 520 S MAIN STREET, SUITE 2531 AKRON, OH 44311 (330) 572-3561

STRUCTURAL CONSULTANT:	GPD GROUP, INC. - 184-007100 520 S MAIN STREET, SUITE 2531 AKRON, OH 44311 (330) 572-3561
------------------------	--

SCOPE OF WORK

MAJOR RENOVATION OF AN EXISTING STARCKS STORE, CAFE AND BACKBAR

GENERAL NOTES

- THE DRAWINGS AND PROJECT MANUAL TOGETHER CONSTITUTE THE CONTRACT DOCUMENTS FOR CONSTRUCTION. ALL GENERAL REQUIREMENTS ARE TO BE MET AND ALL MATERIALS, FINISHES AND SYSTEMS ARE TO BE INSTALLED AND PERFORM PER SPECIFICATIONS UNLESS OTHERWISE NOTED.
- GENERAL CONTRACTOR SHALL VISIT THE SITE, REVIEW THE BUILDING SHELL DRAWINGS AS SUBMITTED BY THE LANDLORD OR STARBUCKS AND BECOME THOROUGHLY FAMILIAR WITH THE SITE CONDITIONS PRIOR TO CONSTRUCTION.
- GENERAL CONTRACTOR SHALL CONSULT WITH STARBUCKS CONSTRUCTION MANAGER TO RESOLVE ANY CHANGES, OMISSIONS OR PLAN DISCREPANCIES PRIOR TO CONSTRUCTION.
- ALL WORK SHALL BE PERFORMED IN STRICT COMPLIANCE WITH LOCAL, COUNTY, STATE AND FEDERAL CODES AND ORDINANCES.
- GENERAL CONTRACTOR SHALL VERIFY THE LOCATION OF ALL UTILITIES.
- GENERAL CONTRACTOR TO VERIFY ALL DIMENSIONS, INCLUDING CLEARANCES REQUIRED BY OTHER TRADES AND NOTIFY STARBUCKS CONSTRUCTION MANAGER OF ANY DISCREPANCIES PRIOR TO PROCEEDING WITH THE WORK. ALL DIMENSIONS ARE TO THE FACE OF THE FINISHED SURFACE UNLESS NOTED OTHERWISE. ALL DIMENSIONS TO BE TAKEN FROM DESIGNATED DATUM POINT. DO NOT SCALE DRAWINGS.
- GENERAL CONTRACTOR SHALL PATCH AND REPAIR ALL EXISTING WALLS, FLOORS, CEILINGS, OR OTHER SURFACES IDENTIFIED TO REMAIN THAT MAY BECOME DAMAGED DURING THE COURSE OF THE WORK.
- THE GENERAL CONTRACTOR IS RESPONSIBLE FOR OBTAINING PERMITS FOR FIRE PROTECTION, PLUMBING, MECHANICAL, AND ELECTRICAL SYSTEMS PRIOR TO INSTALLATION OF SUCH SYSTEMS.
- GENERAL CONTRACTOR SHALL RETAIN ONE SET OF PERMIT PLANS ON-SITE TO DOCUMENT ALL CHANGES MADE DURING CONSTRUCTION. THE RECORD DRAWINGS SHALL BE ISSUED TO THE OWNER AT PROJECT CLOSE-OUT AS DESCRIBED IN THE GENERAL REQUIREMENTS OF THE PROJECT MANUAL.
- GENERAL CONTRACTOR IS RESPONSIBLE FOR COORDINATING DELIVERY OF MATERIALS FROM STARBUCKS CONTRACTED THIRD PARTY LOGISTICS DISTRIBUTION SERVICES AND VENDOR DIRECT SHIPMENTS. SEE THE PROJECT MANUAL FOR ADDITIONAL INFORMATION.
- RESPONSIBILITY FOR SUPPLY AND DELIVERY OF MATERIALS AND EQUIPMENT IS IDENTIFIED IN THE DRAWING SCHEDULE SHEETS UNDER THE COLUMN LABELED "RESPONSIBILITY".
- FOR THE PURPOSE OF THE DOCUMENTS, TO "INSTALL", SHALL MEAN TO PROVIDE ALL FASTENERS, MISCELLANEOUS HARDWARE, BLOCKING, ELECTRICAL CONNECTIONS, PLUMBING CONNECTIONS AND OTHER ITEMS REQUIRED FOR A COMPLETE AND OPERATIONAL INSTALLATION, UNLESS OTHERWISE NOTED.
- ALL ITEM SUBSTITUTIONS MUST BE APPROVED BY THE STARBUCKS CONSTRUCTION MANAGER.

SITE INFORMATION

CODE AUTHORITIES:	
BUILDING CODE:	2009 INTERNATIONAL BUILDING CODE (IBC) FOR COMMERCIAL BUILDING W/ LOCAL AMENDMENTS
PLUMBING CODE:	2014 ILLINOIS STATE PLUMBING CODE
MECHANICAL CODE:	2009 INTERNAITONAL MECHANICAL CODE (IMC) W/ LOCAL AMENDMENTS
ELECTRICAL CODE:	2008 NATIONAL ELECTRIC CODE (NEC) W/ LOCAL AMENDMENTS
ENERGY CODE:	2015 INTERNATIONAL ENERGY CONSERVATION CODE (IECC) W/ LOCAL AMENDMENTS
FIRE CODE:	2009 INTERNATIONAL FIRE CODE (IFC) W/ LOCAL AMENDMENTS
HEALTH CODE:	2017 FDA FOOD CODE
ACCESSIBILITY CODE:	1997 ILLINOIS ACCESSIBILITY CODE (IAC) AMERICANS W/ DISABILITIES ACT (ADA)
ZONING:	
PARCEL NUMBER:	16-07-224-027-0000
PERMITTED TYPE OF USE:	CB
SPRINKLED:	NO
LEASABLE AREA:	1,353 SF
CONSTRUCTION TYPE:	VB
OCCUPANCY TYPE:	2-A
PROPOSED USE:	RETAIL SALES AND SERVICES

DEFERRED SUBMITTALS: NONE

OCCUPANCY LOAD:	38
CAFE:	405/15
BACKBAR:	293/100
WORKROOM:	502/100
RESTROOM:	136/100

TOTAL INTERIOR OCCUPANT LOAD:	38
TOTAL INTERIOR SEATING:	14

INDEX OF SHEETS

LEGEND: X - SHEET ISSUED R - SHEET ISSUED FOR REFERENCE AND COORDINATION ONLY SEE TITLEBLOCK FOR REVISION ISSUE DATE(S)						
SHEET	SHEET TITLE	BID SET	PERMIT SET	REVISION 1	REVISION 2	REVISION 3

GENERAL						
G001	GENERAL INFORMATION					
G002	LIFE SAFETY ACCESSIBILITY PLAN					
G003	3D VIEWS					
G004	3D VIEWS					

DEMOLITION						
D101	DEMOLITION FLOOR PLAN					
D102	DEMO REFLECTED CEILING PLAN					

ARCHITECTURAL						
A001	ARCHITECTURAL SITE PLAN					
A101	BUILDING FLOOR PLAN					
A102	BUILDING FLOOR PENETRATION PLAN					
A201	BUILDING EXTERIOR ELEVATIONS					

INTERIORS						
I101	FF & E PLAN					
I101B	FF & E SCHEDULES					
I102	CASEWORK PLAN					
I102B	CASEWORK AND EQUIP. SCHEDULES					
I102C	ENLARGED FRONTBAR PLAN					
I102D	CUSTOM CASEWORK DETAILS					
I103	REFLECTED CEILING PLAN					
I103b	LIGHTING PLAN					
I104	FLOOR FINISH PLAN					
I201	INTERIOR FINISH ELEVATIONS & SCHED.					
I202	INTERIOR FINISH ELEVATIONS & SCHED.					
I501	DESIGN DETAILS					
I502	DESIGN DETAILS					
I503	DESIGN DETAILS					
I504	DESIGN DETAILS					
I601	SCHEDULES					

ELECTRICAL						
E001	ELECTRICAL NOTES					
E101	POWER PLAN					
E102	LIGHTING PLAN					
E502	ELECTRICAL DETAILS					
E601	ELECTRICAL PANEL SCHEDULES					

PLUMBING						
P001	PLUMBING NOTES					
P101	PLUMBING SUPPLY PLAN					
P102	PLUMBING WASTE & VENT PLAN					
P501	PLUMBING DETAILS					
P502	PLUMBING DETAILS					



STARBUCKS®
2401 UTAH AVENUE SOUTH
SEATTLE, WASHINGTON 98134
(206) 318-1575

THESE DRAWINGS AND THE PROJECT MANUAL ARE CONFIDENTIAL AND SHALL REMAIN THE SOLE PROPERTY OF STARBUCKS CORPORATION, WHICH IS THE OWNER OF THE COPYRIGHT IN THIS WORK. THEY SHALL NOT BE REPRODUCED (IN WHOLE OR IN PART), SHARED WITH THIRD PARTIES OR USED IN ANY MANNER ON OTHER PROJECTS OR EXTENSIONS TO THIS PROJECT WITHOUT THE PRIOR WRITTEN CONSENT OF STARBUCKS CORPORATION. THESE DRAWINGS AND SPECIFICATIONS ARE INTENDED TO EXPRESS DESIGN INTENT FOR A PROTOTYPICAL STARBUCKS STORE (WHICH IS SUBJECT TO CHANGE AT ANYTIME) AND DO NOT REFLECT ACTUAL SITE CONDITIONS. NEITHER PARTY SHALL HAVE ANY OBLIGATION NOR LIABILITY TO THE OTHER (EXCEPT STATED ABOVE) UNTIL A WRITTEN AGREEMENT IS FULLY EXECUTED BY BOTH PARTIES.

STARBUCKS TEMPLATE VERSION i2019.05.31



GPD PROJECT NO: 2019262.11



signature
11/08/2019
date
expires 11-30-20

PROJECT NAME:
LAKE & EUCLID

PROJECT ADDRESS:
**711 LAKE STREET
OAK PARK, IL 60301**

STORE #:	13342
PROJECT #:	35371-050
ISSUE DATE:	11/08/2019
DESIGN MANAGER:	N. TETREAU
PRODUCTION DESIGNER:	GPD GROUP
CHECKED BY:	

Revision Schedule			
Rev	Date	By	Description

SHEET TITLE:
GENERAL INFORMATION

SCALE: AS SHOWN

SHEET NUMBER:
G001

INDOOR SEATING			
TYPE	DESCRIPTION	NUMBER OF ITEMS	TOTAL SEATS
06 SEAT	TABLE TOP, SQUARE	03	06
10 SEAT	BANQUETTE	01	10

OUTDOOR SEATING			
TYPE	DESCRIPTION	NUMBER OF ITEMS	TOTAL SEATS
14 SEAT	TABLE TOP, SQUARE	06	12
04 SEAT	TABLE TOP, SQUARE (ADA)	02	04
07 SEAT	SOFT SEATING	05	12

ROOM SCHEDULE

NAME	AREA
BACKBAR	293 SF
CAFE	405 SF
RESTROOM	99 SF
VESTIBULE	36 SF
WORKROOM	502 SF
GRAND TOTAL	1336 SF

OCCUPANCY NOTES

OCCUPANCY CLASSIFICATION: A-2

TOTAL OCCUPANTS: 38

OCCUPANCY	
CAFE: 405 SQ. FT. / 15 SQ. FT. / OCC	27 OCC
BACKBAR: 293 SQ. FT. / 100 SQ. FT. / OCC	3 OCC
WORKROOM: 502 SQ. FT. / 100 SQ. FT. / OCC	6 OCC
UNOCCUPIED: 136 SQ. FT. / 100 SQ. FT. / OCC	2 OCC
TOTAL OCC LOAD:	38 OCC

ACCESSIBLE SEATING

INTERIOR SEATING:

14 SEATS X 5% = 1 ADA REQUIRED (1 PROVIDED)

EXTERIOR SEATING:

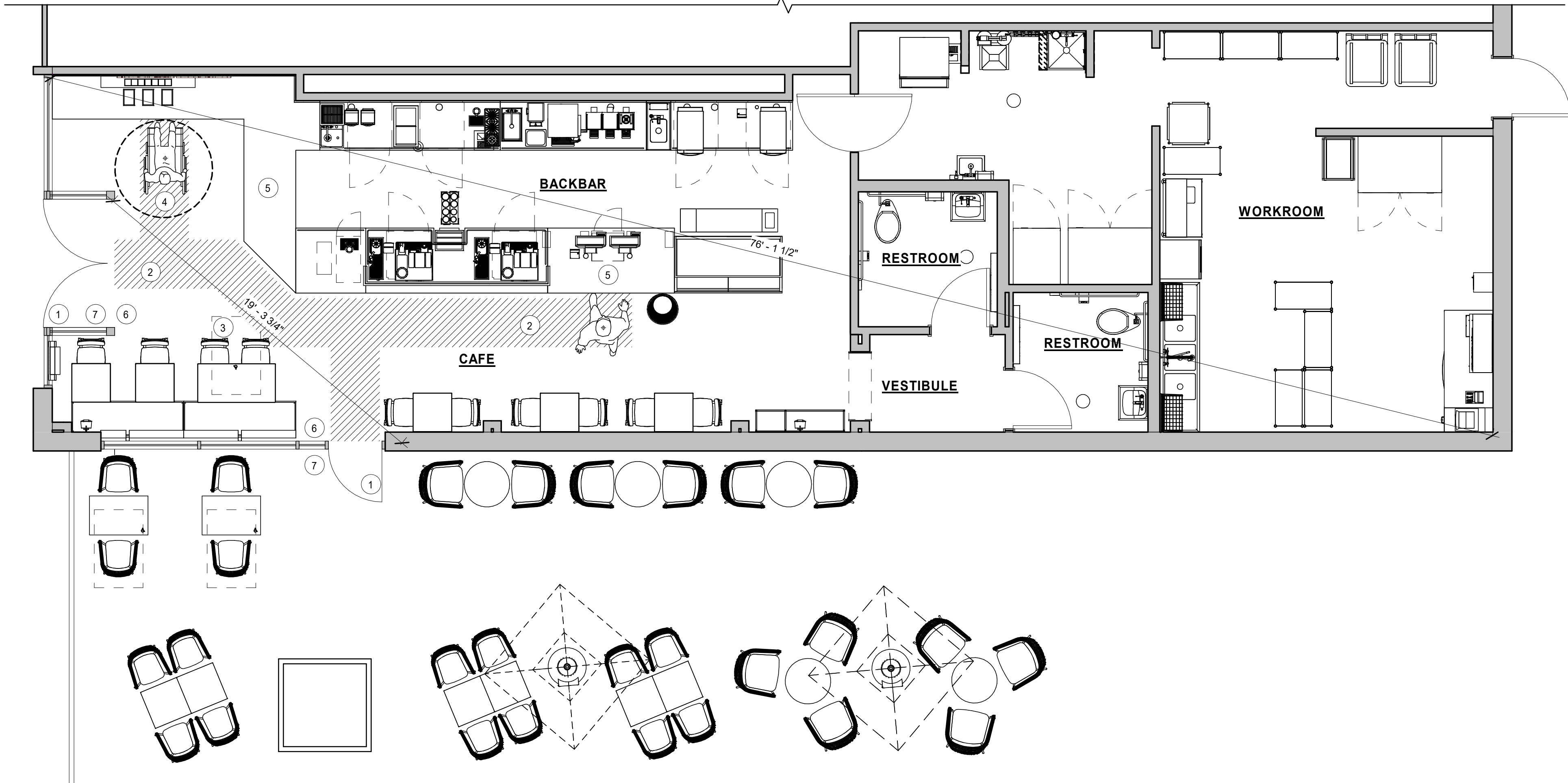
25 SEATS X 5% = 2 ADA REQUIRED (2 PROVIDED)

KEYED NOTES

- THRESHOLDS TO BE BARRIER FREE COMPLIANT PER ALL APPLICABLE CODES.
- BARRIER-FREE PATH OF TRAVEL.
- 30" (160 MM) X 48" (1220 MM) CLEAR FOR WHEELCHAIR ACCESS.
- 60" (1525 MM) DIAMETER MINIMUM TURN RADIUS FOR WHEELCHAIR ACCESS.
- POS TRANSACTION PLANE, CONDIMENT CART TOP AND HAND-OFF PLANE ARE 34 INCHES (860 MM) ABOVE THE FINISHED FLOOR FOR WHEELCHAIR ACCESSIBILITY.
- PROVIDE TACTILE "EXIT" SIGNAGE.
- PROVIDE INTERNATIONAL SYMBOL OF ACCESSIBILITY SIGN.

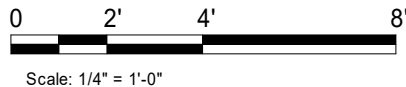
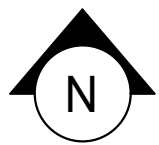
MEANS OF EGRESS NOTES

- A. EVERY ROOM OR SPACE THAT IS ASSEMBLY OCCUPANCY SHALL HAVE THE OCCUPANT LOAD OF THE ROOM OR SPACE POSTED IN A CONSPICUOUS PLACE, NEAR THE MAIN EXIT ACCESS DOORWAY. POSTED SIGNS SHALL BE OF AN APPROVED LEGIBLE PERMANENT DESIGN AND SHALL BE MAINTAINED BY THE OWNER AUTHORIZED AGENT. (1004.3)
- B. EGRESS SHALL NOT PASS THROUGH KITCHENS, STORAGE ROOMS, CLOSETS OR SIMILAR SPACES. (1014.2)
- C. PANIC AND FIRE EXIT HARDWARE, WHERE INSTALLED ON DOORS IN THIS BUILDING SHALL SATISFY THE FOLLOWING (1008.1.10):
- THE ACTUATION PORTION OF THE RELEASING DEVICE SHALL EXTEND AT LEAST ONE-HALF OF THE DOOR LEAF WIDTH.
 - THE MAXIMUM UNLATCHING FORCE DOES NOT EXCEED 15 POUNDS (6.8 KG).
 - PIVOTED OR BALANCED DOORS SHALL BE OF THE PUSH-PAD TYPE WHERE PANIC HARDWARE IS REQUIRED AND THE PAD SHALL NOT EXTEND ACROSS MORE THAN ONE-HALF OF THE DOOR WIDTH, MEASURED FROM THE LATCH SIDE.
 - PANIC HARDWARE LISTED IN ACCORDANCE WITH UL 305.
 - FIRE EXIT HARDWARE LISTED IN ACCORDANCE WITH UL 10C AND UL 305.
- D. STRUCTURAL ELEMENTS, FIXTURES OR FURNISHINGS SHALL NOT PROJECT HORIZONTALLY FROM EITHER SIDE MORE THAN 4 INCHES (100 MM) OVER ANY WALKING SURFACE BETWEEN 27 INCHES (685 MM) AND 80 INCHES (2030 MM) ABOVE THE WALKING SURFACE. EXCEPTION: HANDRAILS SERVING STAIRS AND RAMP ARE PERMITTED TO PROTRUDE 4 1/2 INCHES (115 MM) FROM THE WALL. (1003.3.3)
- E. THE PATH OF EGRESS TRAVEL EXITS AND WITHIN EXITS IN THIS BUILDING SHALL BE IDENTIFIED BY EXIT SIGNS CONFORMING TO THE REQUIREMENTS OF SECTION 1011 AND AS NOTED BELOW:
- EXIT SIGNS SHALL BE READILY VISIBLE FROM ANY DIRECTION OF EGRESS TRAVEL.
 - EXIT SIGNS SHALL BE LOCATED AS NECESSARY TO CLEARLY INDICATE THE DIRECTION OF EGRESS TRAVEL.
 - NO POINT IN A CORRIDOR SHALL BE MORE THAN 100 FT (30.5 M) OR THE LISTED VIEWING DISTANCE FOR THE SIGN, WHICHEVER IS LESS, FROM THE NEAREST VISIBLE EXIT SIGN.
- F. WHERE KEY OPERATED LOCKING DEVICES ARE USED, POST A SIGN ON OR ADJACENT TO THE REQUIRED MAIN EXIT DOOR WITH 1 INCH (25 MM) LETTERING STATING THAT "THIS DOOR TO REMAIN UNLOCKED WHEN BUILDING IS OCCUPIED". (1008.1.9.3)
- G. EGRESS DOORS OR GATES SHALL BE OPENABLE FROM THE EGRESS SIDE WITHOUT THE USE OF A KEY, SPECIAL KNOWLEDGE OR EFFORT. DOOR HANDLES, PULLS, LATCHES, LOCKS AND OTHER OPERATING DEVICES SHALL BE INSTALLED 34 INCHES (860 MM) TO 48 INCHES (1220 MM) ABOVE FINISHED FLOOR. MANUALLY OPERATED FLUSH BOLTS OR SURFACE BOLTS ARE NOT PERMITTED. THE UNLATCHING OF ANY DOOR OR LEAF SHALL NOT REQUIRE MORE THAN ONE OPERATION. (1008.1.9)
- H. LANDINGS SHALL BE PROVIDED ON EACH SIDE OF DOORS AND SUCH LANDING SHALL BE AT THE SAME ELEVATION ON EACH SIDE OF THE DOOR LANDINGS SHALL HAVE A WIDTH NOT LESS THAN THE WIDTH OF THE DOOR AND LENGTH MEASURED IN THE DIRECTION OF TRAVEL OF NOT LESS THAN 44 INCHES (11120 MM). (1008.1.5, 1008.1.6)



1 LIFE SAFETY PLAN

Scale: 1/4" = 1'-0"



© 2018 STARBUCKS COFFEE COMPANY

STARBUCKS®

2401 UTAH AVENUE SOUTH
SEATTLE, WASHINGTON 98134
(206) 318-1575

THESE DRAWINGS AND THE PROJECT MANUAL ARE CONFIDENTIAL AND SHALL REMAIN THE SOLE PROPERTY OF STARBUCKS CORPORATION, WHICH IS THE OWNER OF THE COPYRIGHT IN THIS WORK. THEY SHALL NOT BE REPRODUCED (IN WHOLE OR IN PART), SHARED WITH THIRD PARTIES OR USED IN ANY MANNER ON OTHER PROJECTS OR EXTENSIONS TO THIS PROJECT WITHOUT THE PRIOR WRITTEN CONSENT OF STARBUCKS CORPORATION. THESE DRAWINGS AND SPECIFICATIONS ARE INTENDED TO EXPRESS DESIGN INTENT FOR A PROTOTYPICAL STARBUCKS STORE (WHICH IS SUBJECT TO CHANGE AT ANYTIME) AND DO NOT REFLECT ACTUAL SITE CONDITIONS. NEITHER PARTY SHALL HAVE ANY OBLIGATION NOR LIABILITY TO THE OTHER (EXCEPT STATED ABOVE) UNTIL A WRITTEN AGREEMENT IS FULLY EXECUTED BY BOTH PARTIES.

STARBUCKS TEMPLATE VERSION i2019.05.31




LIC. # - 184-007100

520 SOUTH MAIN ST., SUITE 2531

AKRON, OH 44311

P: 330-572-2100 F: 330-572-2101

GPD PROJECT NO: 2019262.11



signature
11/08/2019
date
expires 11-30-20

PROJECT NAME:
LAKE & EUCLID

PROJECT ADDRESS:
711 LAKE STREET
OAK PARK, IL 60301

STORE #: 13342
PROJECT #: 35371-050

ISSUE DATE: 11/08/2019
DESIGN MANAGER: N. TETREAULT
PRODUCTION DESIGNER: GPD GROUP
CHECKED BY:

Revision Schedule			
Rev	Date	By	Description

SHEET TITLE:
**LIFE SAFETY
ACCESSIBILITY PLAN**
SCALE: AS SHOWN

SHEET NUMBER:

G002



3 3D View
Scale:



4 3D View
Scale:



1 3D View
Scale:



2 3D View
Scale:

NOTE: FOR DESIGN INTENT ONLY



STARBUCKS®
2401 UTAH AVENUE SOUTH
SEATTLE, WASHINGTON 98134
(206) 318-1575

THESE DRAWINGS AND THE PROJECT MANUAL ARE CONFIDENTIAL AND SHALL REMAIN THE SOLE PROPERTY OF STARBUCKS CORPORATION, WHICH IS THE OWNER OF THE COPYRIGHT IN THIS WORK. THEY SHALL NOT BE REPRODUCED (IN WHOLE OR IN PART), SHARED WITH THIRD PARTIES OR USED IN ANY MANNER ON OTHER PROJECTS OR EXTENSIONS TO THIS PROJECT WITHOUT THE PRIOR WRITTEN CONSENT OF STARBUCKS CORPORATION. THESE DRAWINGS AND SPECIFICATIONS ARE INTENDED TO EXPRESS DESIGN INTENT FOR A PROTOTYPICAL STARBUCKS STORE (WHICH IS SUBJECT TO CHANGE AT ANYTIME) AND DO NOT REFLECT ACTUAL SITE CONDITIONS. NEITHER PARTY SHALL HAVE ANY OBLIGATION NOR LIABILITY TO THE OTHER (EXCEPT STATED ABOVE) UNTIL A WRITTEN AGREEMENT IS FULLY EXECUTED BY BOTH PARTIES.

STARBUCKS TEMPLATE VERSION i2019.05.31



GPD PROJECT NO: 2019262.11



signature
11/08/2019
date
expires 11-30-20

PROJECT NAME:
LAKE & EUCLID

PROJECT ADDRESS:
711 LAKE STREET
OAK PARK, IL 60301

STORE #: 13342
PROJECT #: 35371-050
ISSUE DATE: 11/08/2019
DESIGN MANAGER: N. TETREAULT
PRODUCTION DESIGNER: GPD GROUP
CHECKED BY:

Revision Schedule			
Rev	Date	By	Description

SHEET TITLE:
3D VIEWS

SCALE: AS SHOWN

SHEET NUMBER:
G003

11/7/2019 11:03:09 AM C:\Users\lawahl\Documents\13342_IL_Lake & Euclid_WORKSHARE_awahl.rvt



3 3D View
Scale: N.T.S.



4 3D View
Scale: N.T.S.



1 3D View
Scale: N.T.S.



2 3D View
Scale: N.T.S.



STARBUCKS®
2401 UTAH AVENUE SOUTH
SEATTLE, WASHINGTON 98134
(206) 318-1575

THESE DRAWINGS AND THE PROJECT MANUAL ARE CONFIDENTIAL AND SHALL REMAIN THE SOLE PROPERTY OF STARBUCKS CORPORATION, WHICH IS THE OWNER OF THE COPYRIGHT IN THIS WORK. THEY SHALL NOT BE REPRODUCED (IN WHOLE OR IN PART), SHARED WITH THIRD PARTIES OR USED IN ANY MANNER ON OTHER PROJECTS OR EXTENSIONS TO THIS PROJECT WITHOUT THE PRIOR WRITTEN CONSENT OF STARBUCKS CORPORATION. THESE DRAWINGS AND SPECIFICATIONS ARE INTENDED TO EXPRESS DESIGN INTENT FOR A PROTOTYPICAL STARBUCKS STORE (WHICH IS SUBJECT TO CHANGE AT ANY TIME) AND DO NOT REFLECT ACTUAL SITE CONDITIONS. NEITHER PARTY SHALL HAVE ANY OBLIGATION NOR LIABILITY TO THE OTHER (EXCEPT STATED ABOVE) UNTIL A WRITTEN AGREEMENT IS FULLY EXECUTED BY BOTH PARTIES.

STARBUCKS TEMPLATE VERSION i2019.05.31



GPD PROJECT NO: 2019262.11



signature
11/08/2019
date
expires 11-30-20

PROJECT NAME:
LAKE & EUCLID

PROJECT ADDRESS:
**711 LAKE STREET
OAK PARK, IL 60301**

STORE #: 13342
PROJECT #: 35371-050
ISSUE DATE: 11/08/2019
DESIGN MANAGER: N. TETREALT
PRODUCTION DESIGNER: GPD GROUP
CHECKED BY:

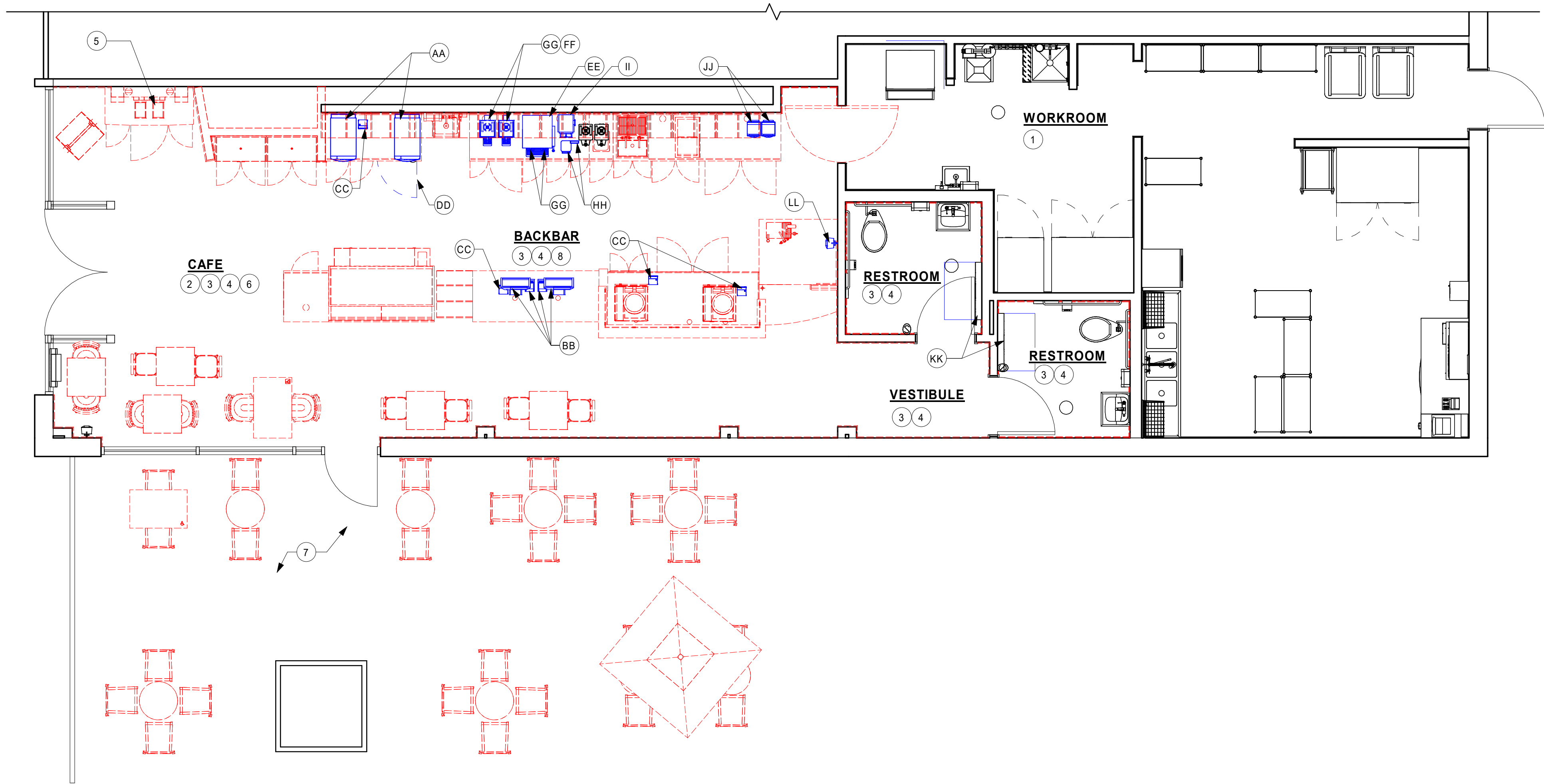
Revision Schedule			
Rev	Date	By	Description

SHEET TITLE:
3D VIEWS

SCALE: AS SHOWN

SHEET NUMBER:
G004

1 1ST FLOOR - DEMOLITION PLAN
Scale: 1/4" = 1'-0"



ITEMS TO PRESERVE

- AA. (2) OVEN
- BB. (2) POS SYSTEM AND PRINTER
- CC. (4) CUP LABELER
- DD. COOLING FRIDGE (UNDER)
- EE. DUAL HEAT BREWER
- FF. (2) SOFT HEAT WARMING STAND
- GG. (4) BREWER SOFT HEAT
- HH. SCALE
- II. COFFEE GRINDER
- JJ. (2) BLENDER
- KK. (2) CHANGING STATION
- LL. SPEAKER

KEYED NOTES

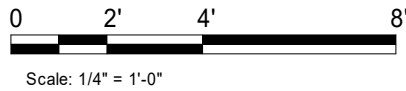
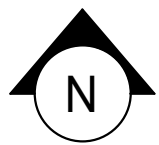
1. EXISTING TO REMAIN (ETR).
2. REMOVE (E) ARTWORK
3. REMOVE INTERIOR WALL FINISH AS SHOWN. PATCH REPAIR AND PREP. SUBSTRATE TO RECEIVE NEW FINISH
4. REMOVE (E) FLOORING AND BASE TILE AS SHOWN. PATCH, REPAIR AND PREP. SUBSTRATE TO RECEIVE NEW FINISH.
5. REMOVE (E) CONDIMENT CART AND COMMUNITY BOARD.
6. REMOVE (E) FURNITURE U.N.O.
7. REMOVE EXISTING EXTERIOR FURNITURE
8. GC TO VERIFY AND TRENCH AS REQUIRED FOR NEW PENETRATIONS

GENERAL NOTES

- A. IF DURING DEMOLITION CONDITIONS ARE REVEALED THAT MAY JEOPARDIZE INTEGRITY OF STRUCTURE OR PRECLUDE FOLLOWING DESIGN INTENT, GENERAL CONTRACTOR TO NOTIFY STARBUCKS CONSTRUCTION MANAGER IMMEDIATELY.
- B. GENERAL CONTRACTOR IS RESPONSIBLE FOR SITE INVESTIGATION PRIOR TO DEMOLITION TO REVEAL FULL SCOPE OF WORK. NOTIFY STARBUCKS CONSTRUCTION MANAGER IF EXISTING CONDITIONS DEVIATE FROM CONSTRUCTION DOCUMENTS.
- C. REMOVE WALL COVERINGS ON EXISTING WALLS TO REMAIN THAT FACE AREAS OF DEMOLITION. REMOVAL SHALL INCLUDE ANY RESIDUAL MATERIAL AFTER DEMOLITION, I.E. PIECES OF WALL COVERING OR BACKING. REMOVAL OF ALL COVERINGS IS TO BE DONE W/O DAMAGING THE EXISTING WALL SURFACE TO REMAIN. ALSO REMOVE WALL DEVICES AND ITEMS MOUNTED TO WALLS.
- D. REMOVE ALL FLOOR MATERIALS INCLUSIVE OF SETTING BEDS, SUBFLOOR MATERIAL ETC. REMOVE MASTIC TO PROVIDE A CLEAN FLOOR THAT IS ACCEPTABLE TO THE SUBCONTRACTOR INSTALLING NEW FINISH MATERIAL.
- E. DEMOLITION PLANS REPRESENT APPROXIMATE LOCATION OF EXISTING WALLS TO BE DEMOLISHED. FIELD VERIFY TYPE OF CONSTRUCTION AND HEIGHT OF WALLS. PLANS DO NOT NECESSARILY INDICATE ALL DEMO WALLS, COUNTERS, HANDRAILS, WALL PROTECTION, CLOSETS, SINKS ETC. PRIOR TO DEMOLITION, FIELD VERIFY THAT WALLS TO BE REMOVED DO NOT PROVIDE SUPPORT FOR EXISTING BUILDING ELEMENTS AND EXISTING CONSTRUCTION TO REMAIN. NOTIFY STARBUCKS CONSTRUCTION MANAGER IF DEMOLITION WALLS SUPPORT EXISTING BUILDING ELEMENTS.
- F. DEMOLISH AND REMOVE DOORS, VINYL BASE, CONDUIT, WIRING, DUPLEXES, DATA OUTLETS, CABLES, SHELVING, METAL STUD AND GYPSUM BOARD WALLS, CLOSETS, CABINETS, FILES, COUNTERS, WOOD MOLDING, SHELVES AND ENCLOSURES WHERE APPLICABLE.
- G. VERIFY WITH STARBUCKS CONSTRUCTION MANAGER ACCESS TO THE DEMOLITION AREA, INGRESS AND EGRESS ROUTES FOR MATERIAL AND EQUIPMENT.
- H. PROTECT EXISTING FLOORS, WALLS AND CORNERS TO REMAIN ALONG WORK ACCESS ROUTES.
- I. CONTAIN DUST AND DEBRIS WITHIN THE DEMOLITION AREA.
- J. THE GENERAL CONTRACTOR SHALL PERFORM WORK IN A MANNER THAT DOES NOT DAMAGE THE EXISTING STRUCTURE. DEMOLITION SHALL NOT COMPROMISE THE STRUCTURAL INTEGRITY OF ANY WALLS, FLOORS, CEILINGS, SUPPORTS, STRUCTURE, ETC. TO REMAIN.
- K. ALL DEMOLITION MATERIALS AND DEBRIS SHALL BE DISPOSED OF ACCORDING TO FEDERAL, STATE AND LOCAL REGULATIONS.
- L. AT LOCATIONS WHERE EXISTING WALLS ARE TO BE REMOVED NEAR EXISTING WALLS TO REMAIN, PERFORM DEMOLITION WITHOUT DISTURBING EXISTING ELEMENTS TO REMAIN. WALLS TO REMAIN SHALL BE INTACT AND HAVE A NEAT SURFACE.
- M. REFER TO "ITEMS TO BE PRESERVED" LIST FOR ITEMS THAT SHALL BE SALVAGED FOR RELOCATION. VERIFY WITH OWNER FOR ON SITE STORAGE LOCATION OF SALVAGED ITEMS.
- N. DAMAGED FIREPROOFING SHALL BE REPAIRED/ REPLACED TO MATCH EXISTING.
- O. THE GENERAL CONTRACTOR SHALL DEMOLISH ANY EXISTING ABANDONED VOICE/DATA CABLING AND DEAD OR NON-USE ELECTRICAL BACK TO PANEL. ALL RECEPTACLES NOT REUSED ARE TO BE REMOVED, PATCHED AND PAINTED.
- P. REMOVAL OF LOW VOLTAGE EQUIPMENT, PERTAINING TO DATA/COMMUNICATIONS AND TELEPHONE SHALL BE VERIFIED BY THE STARBUCKS CONSTRUCTION MANAGER PRIOR TO REMOVAL. SALVAGED EQUIPMENT SHALL BE STORED IN A CLIMATE CONTROLLED ENVIRONMENT FOR FUTURE INSTALLATION.
- Q. LABEL ALL ITEMS AND PROPERLY STORE FOR RE-INSTALL.

LEGEND

- MATERIAL TO BE DEMOLISHED
- PRESERVE FOR FUTURE USE
- EXISTING WALL TO REMAIN



© 2018 STARBUCKS COFFEE COMPANY

STARBUCKS®
2401 UTAH AVENUE SOUTH
SEATTLE, WASHINGTON 98134
(206) 318-1575

THESE DRAWINGS AND THE PROJECT MANUAL ARE CONFIDENTIAL AND SHALL REMAIN THE SOLE PROPERTY OF STARBUCKS CORPORATION, WHICH IS THE OWNER OF THE COPYRIGHT IN THIS WORK. THEY SHALL NOT BE REPRODUCED (IN WHOLE OR IN PART), SHARED WITH THIRD PARTIES OR USED IN ANY MANNER ON OTHER PROJECTS OR EXTENSIONS TO THIS PROJECT WITHOUT THE PRIOR WRITTEN CONSENT OF STARBUCKS CORPORATION. THESE DRAWINGS AND SPECIFICATIONS ARE INTENDED TO EXPRESS DESIGN INTENT FOR A PROTOTYPICAL STARBUCKS STORE (WHICH IS SUBJECT TO CHANGE AT ANYTIME) AND DO NOT REFLECT ACTUAL SITE CONDITIONS. NEITHER PARTY SHALL HAVE ANY OBLIGATION NOR LIABILITY TO THE OTHER (EXCEPT STATED ABOVE) UNTIL A WRITTEN AGREEMENT IS FULLY EXECUTED BY BOTH PARTIES.

STARBUCKS TEMPLATE VERSION i2019.05.31



LIC. # - 184-007100
520 SOUTH MAIN ST., SUITE 2531
AKRON, OH 44311
P. 330-572-2100 F. 330-572-2101

GPD PROJECT NO: 2019262.11



[Signature]
signature
11/08/2019
date
expires 11-30-20

PROJECT NAME:
LAKE & EUCLID

PROJECT ADDRESS:
**711 LAKE STREET
OAK PARK, IL 60301**

STORE #: 13342
PROJECT #: 35371-050
ISSUE DATE: 11/08/2019
DESIGN MANAGER: N. TETREAULT
PRODUCTION DESIGNER: GPD GROUP
CHECKED BY:

Revision Schedule			
Rev	Date	By	Description

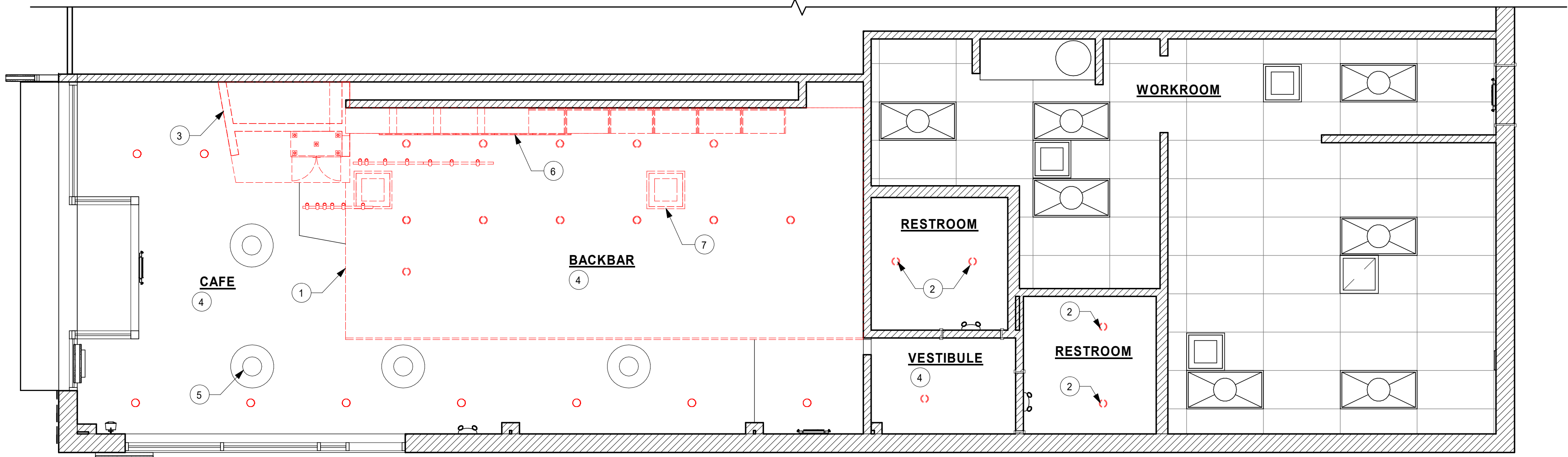
SHEET TITLE:
**DEMOLITION FLOOR
PLAN**

SCALE: AS SHOWN

SHEET NUMBER:
D101

11/7/2019 11:02:30 AM C:\Users\lawahl\Documents\13342_IL_Lake & Euclid_WORKSHARE_awahl.rvt

1 1ST FLOOR - DEMOLITION REFLECTED CEILING PLAN
Scale: 1/4" = 1'-0"



KEYED NOTES

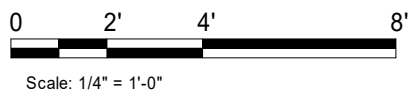
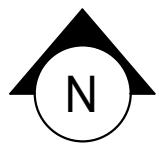
1. REMOVE EXISTING SUSPENDED CEILING AS SHOWN, PATCH AND REPAIR EXISTING SOFFIT ABOVE FOR RE USE.
2. EXISTING RESTROOM CAN LIGHTS TO BE REMOVED
3. REMOVED EXISTING MERCHANDISE WALL AND SOFFIT AS SHOWN
4. REMOVE EXISTING LIGHTING, WIRED CONTROLS AND FASTNERS BACK TO ELECTRICAL PANEL AS SHOWN.
5. (E) DIFFUSERS AND GRILLES TO BE PROTECTED DURING CONSTRUCTION AND REUSED.
6. REMOVE EXISTING BACKBAR UPPER CUBBIES AND MENU BOARDS
7. REMOVE EXISTING DIFFUSER FROM SUSPENDED CEILING

GENERAL NOTES

- A. IF DURING DEMOLITION CONDITIONS ARE REVEALED THAT MAY JEOPARDIZE INTEGRITY OF STRUCTURE OR PRECLUDE FOLLOWING DESIGN INTENT, GENERAL CONTRACTOR TO NOTIFY STARBUCKS CONSTRUCTION MANAGER IMMEDIATELY.
- B. REMOVE EXTRANEIOUS EQUIPMENT AS NECESSARY.
- C. EXISTING SPRINKLERS TO REMAIN OPERATIONAL DURING CONSTRUCTION.
- D. DEMOLISH AND REMOVE SUSPENDED ACOUSTIC LAY-IN, SPLINE OR GYPSUM/PLASTER CEILING INCLUSIVE OF HANGERS AND CARRYING CHANNELS, WIRES, CABLES, CONDUIT, ADHERED CEILING TILES, FLEX CONDUIT, ELECTRICAL BOXES, SMOKE DETECTORS, LIGHT FIXTURES AND WIRING, DUCT WORK, PIPING AND SUPPORT HANGERS, CUT HANGERS FLUSH. SPACES RECEIVING WALL DEMOLITION WILL ALSO HAVE CEILING DEMOLITION UNLESS OTHERWISE NOTED.
- E. REMOVAL OF LOW VOLTAGE EQUIPMENT, PERTAINING TO DATA/ COMMUNICATIONS AND TELEPHONE SHALL BE VERIFIED BY STARBUCKS CONSTRUCTION MANAGER PRIOR TO REMOVAL. SALVAGED EQUIPMENT SHALL BE STORED IN A CLIMATE CONTROLLED ENVIRONMENT FOR FUTURE INSTALLATION.

LEGEND

- MATERIAL TO BE DEMOLISHED
- PRESERVE FOR FUTURE USE
- EXISTING WALL TO REMAIN



© 2018 STARBUCKS COFFEE COMPANY

STARBUCKS®
2401 UTAH AVENUE SOUTH
SEATTLE, WASHINGTON 98134
(206) 318-1575

THESE DRAWINGS AND THE PROJECT MANUAL ARE CONFIDENTIAL AND SHALL REMAIN THE SOLE PROPERTY OF STARBUCKS CORPORATION, WHICH IS THE OWNER OF THE COPYRIGHT IN THIS WORK. THEY SHALL NOT BE REPRODUCED (IN WHOLE OR IN PART), SHARED WITH THIRD PARTIES OR USED IN ANY MANNER ON OTHER PROJECTS OR EXTENSIONS TO THIS PROJECT WITHOUT THE PRIOR WRITTEN CONSENT OF STARBUCKS CORPORATION. THESE DRAWINGS AND SPECIFICATIONS ARE INTENDED TO EXPRESS DESIGN INTENT FOR A PROTOTYPICAL STARBUCKS STORE (WHICH IS SUBJECT TO CHANGE AT ANYTIME) AND DO NOT REFLECT ACTUAL SITE CONDITIONS. NEITHER PARTY SHALL HAVE ANY OBLIGATION NOR LIABILITY TO THE OTHER (EXCEPT STATED ABOVE) UNTIL A WRITTEN AGREEMENT IS FULLY EXECUTED BY BOTH PARTIES.

STARBUCKS TEMPLATE VERSION i2019.05.31



GPD PROJECT NO: 2019262.11



[Signature]
signature
11/08/2019
date
expires 11-30-20

PROJECT NAME:
LAKE & EUCLID

PROJECT ADDRESS:
**711 LAKE STREET
OAK PARK, IL 60301**

STORE #: 13342
PROJECT #: 35371-050
ISSUE DATE: 11/08/2019
DESIGN MANAGER: N. TETREULT
PRODUCTION DESIGNER: GPD GROUP
CHECKED BY:

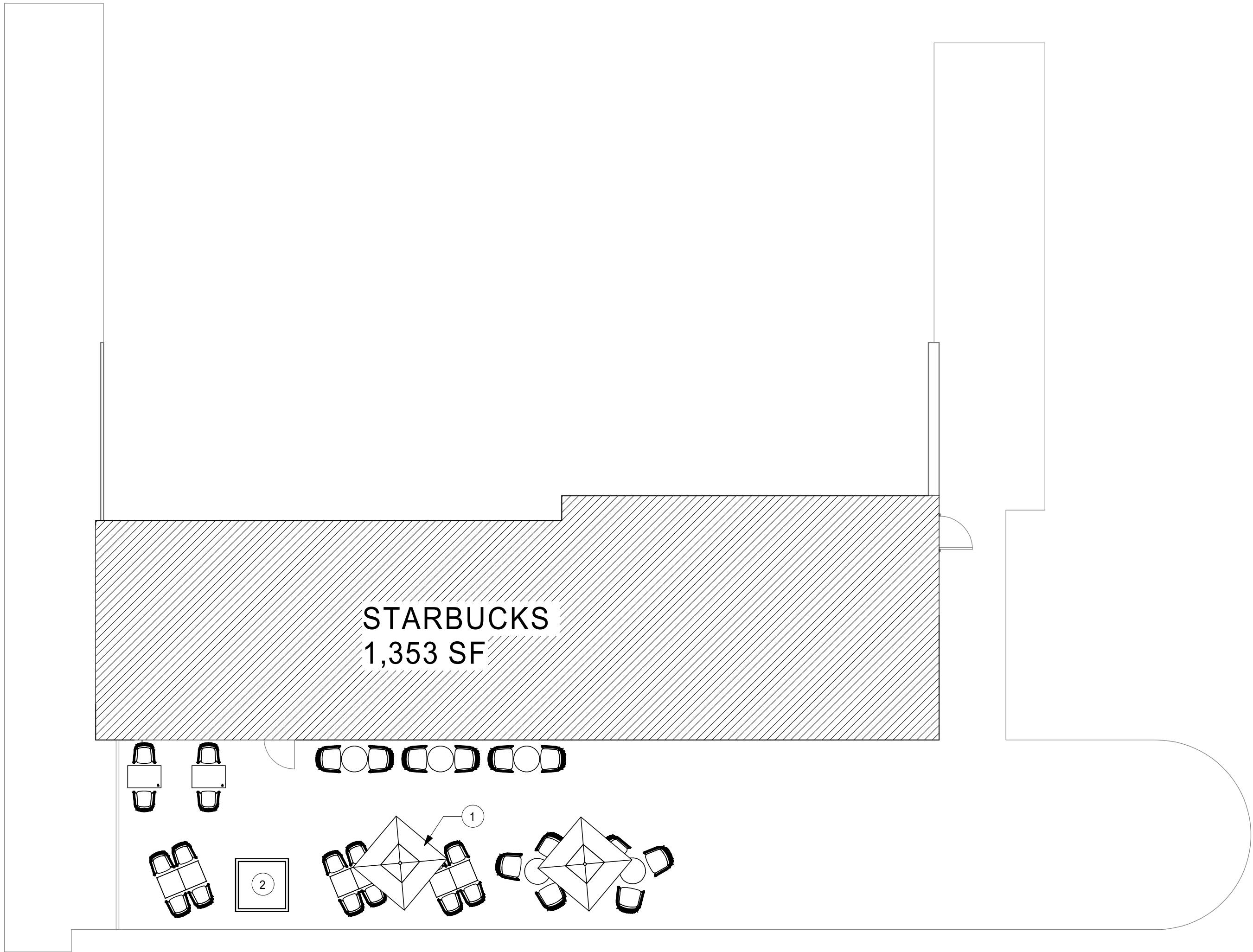
Revision Schedule			
Rev	Date	By	Description

SHEET TITLE:
**DEMO REFLECTED
CEILING PLAN**
SCALE: AS SHOWN

SHEET NUMBER:
D102

1 1ST FLOOR - ARCHITECTURAL SITE PLAN

Scale: 1/8" = 1'-0"



KEYED NOTES

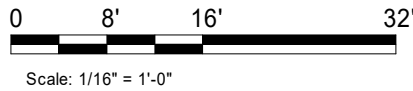
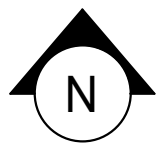
1. NEW EXTERIOR SEATING
2. EXISTING LANDSCAPING

GENERAL NOTES

- A. REFER TO EXTERIOR ELEVATIONS ON SHEET A201 FOR BUILDING SIGNAGE LOCATION AND DESIGN ID. REFER TO ELECTRICAL PLANS FOR ELECTRICAL REQUIREMENTS.
- B. LANDSCAPING TO BE PROVIDED PER ZONING CODE AND SUSTAINABILITY REQUIREMENTS.
- C. DRIVE-THRU EQUIPMENT INCLUDING VEHICLE DETECTION LOOP, WIRELESS COMMUNICATION AND MONITORS SHALL BE COORDINATED BY STARBUCKS CONSTRUCTION MANAGER. REFER TO ELECTRICAL DRAWINGS FOR ADDITIONAL REQUIREMENTS.
- D. PROVIDE 6" (150MM) THICK CONCRETE PAVING THE LENGTH OF THE DRIVE-THRU LANE, EXTENT TO INCLUDE DRIVE-THRU ENTRY POINT THROUGH WINDOW STANDING PAD.
- E. GENERAL CONTRACTOR TO APPLY CONCRETE SEALER TO ALL EXTERIOR CONCRETE PATIO AND WALKWAY SURFACES.
- F. GENERAL CONTRACTOR TO VERIFY ALL EXISTING ELEVATIONS AND BUILDING CONDITIONS IN FIELD PRIOR TO START OF CONSTRUCTION.
- G. PROVIDE DETECTABLE WARNING (IF APPLICABLE PER LOCAL CODE) AT TRANSITION FROM SIDEWALK TO DRIVE AISLE.
- H. ACCESSIBLE PARKING SPACES AND ACCESS AISLES SHALL HAVE SURFACE SLOPE NOT TO EXCEED 2% IN ALL DIRECTIONS.
- I. REFER TO ELECTRICAL DRAWINGS FOR SITE RELATED ELECTRICAL WORK.
- J. SCRAPE AND REPAINT ALL EXISTING PAINTED SITE FEATURES, INCLUDING, BUT NOT LIMITED TO CURBS, BOLLARDS, RAILINGS AND SITE LIGHTING BASES.
- K. SEE SHEET A002 FOR ARCHITECTURAL SITE DETAILS.

LEGEND

- LANDSCAPE AREA
- NEW CONCRETE WALKWAY
- EXISTING 6" (150MM) CONCRETE CURB
- NEW 6" (150MM) CONCRETE CURB



STARBUCKS®
2401 UTAH AVENUE SOUTH
SEATTLE, WASHINGTON 98134
(206) 318-1575

THESE DRAWINGS AND THE PROJECT MANUAL ARE CONFIDENTIAL AND SHALL REMAIN THE SOLE PROPERTY OF STARBUCKS CORPORATION, WHICH IS THE OWNER OF THE COPYRIGHT IN THIS WORK. THEY SHALL NOT BE REPRODUCED (IN WHOLE OR IN PART), SHARED WITH THIRD PARTIES OR USED IN ANY MANNER ON OTHER PROJECTS OR EXTENSIONS TO THIS PROJECT WITHOUT THE PRIOR WRITTEN CONSENT OF STARBUCKS CORPORATION. THESE DRAWINGS AND SPECIFICATIONS ARE INTENDED TO EXPRESS DESIGN INTENT FOR A PROTOTYPICAL STARBUCKS STORE (WHICH IS SUBJECT TO CHANGE AT ANYTIME) AND DO NOT REFLECT ACTUAL SITE CONDITIONS. NEITHER PARTY SHALL HAVE ANY OBLIGATION NOR LIABILITY TO THE OTHER (EXCEPT STATED ABOVE) UNTIL A WRITTEN AGREEMENT IS FULLY EXECUTED BY BOTH PARTIES.

STARBUCKS TEMPLATE VERSION i2019.05.31



GPD PROJECT NO: 2019262.11



signature
11/08/2019
date
expires 11-30-20

PROJECT NAME:
LAKE & EUCLID

PROJECT ADDRESS:
711 LAKE STREET
OAK PARK, IL 60301

STORE #: 13342
PROJECT #: 35371-050
ISSUE DATE: 11/08/2019
DESIGN MANAGER: N. TETREault
PRODUCTION DESIGNER: GPD GROUP
CHECKED BY:

Revision Schedule			
Rev	Date	By	Description

SHEET TITLE:
ARCHITECTURAL SITE PLAN

SCALE: AS SHOWN

SHEET NUMBER:
A001

WALL CONSTRUCTION SCHEDULE	
WALL LABELING KEY:	INTERIOR SHEATHING
	WALL STUD
	INTERIOR MODIFIER
WALL STUD	
4b	3-5/8" 20 GA STUDS AT 16" O.C. (TERMINATE 6" ABOVE CEILING). PROVIDE 45 DEGREE METAL STUD BRACING AT 48" O.C. FROM TOP OF STUD WALL TO STRUCTURE ABOVE.
INTERIOR SHEATHING	
B	5/8" GYP. WALL BOARD (TERMINATE 6" ABOVE CEILING)
INTERIOR MODIFIERS	
os	FINISH ONE SIDE ONLY

LEGEND	
	NEW FULL HEIGHT WALL
	NEW PARTIAL HEIGHT WALL
	EXISTING WALL
	WALL BLOCKING CALL OUT
	DATUM POINT

WALL BLOCKING KEY				
SYMBOL	ITEM	WEIGHT	HEIGHT AFF	APPROX. WIDTH
	SHELVES AT BACKBAR	250 LBS	SEE DETAILS ON I-5001 FOR MORE INFORMATION	
	MERCHANDISE BAYS AT CAFE	300 LBS	1'-4" TO 6'-0"	FULL WIDTH OF WALL
	ARTWORK	50 LBS	VARIES	1'-4" BEHIND MOUNTING BRACKET

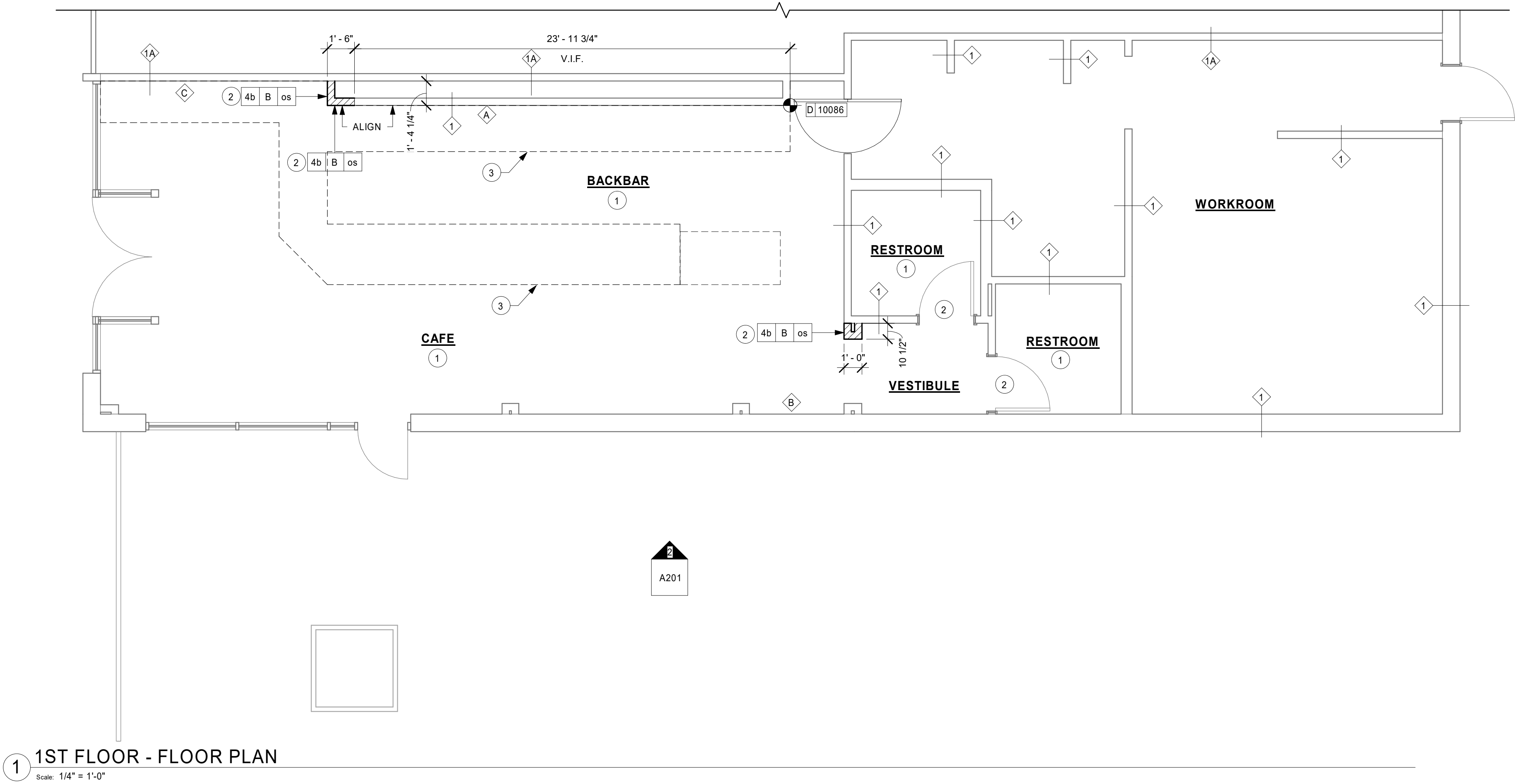
INTERIOR DOOR SCHEDULE - "D"					
DESIGN ID	COUNT	DESCRIPTION	FURN. BY	INST. BY	COMMENTS
DOOR					
10086	1	DOOR - SINGLE IMPACT DOUBLE ACTING - 36IN 915MM	SB	GC	FINISH: FROSTY WHITE, TRIM: SW6071 - POPULAR GRAY

- KEYED NOTES
- GC TO PROVIDE BLOCKING AS REQUIRED TO SUPPORT ANY WALL ATTACHMENTS
 - NEW WALL CONSTRUCTION TO MATCH EXISTING. GC TO FIELD VERIFY AND ALIGN FINISHES AS NECESSARY
 - OUTLINE OF CASEWORK

- GENERAL NOTES
- GENERAL CONTRACTOR TO VERIFY ALL DIMENSIONS AND NOTIFY STARBUCKS CONSTRUCTION MANAGER OF ANY DISCREPANCIES PRIOR TO CONSTRUCTION. ALL DIMENSIONS TO BE TAKEN FROM DESIGNATED DATUM POINT.
 - GENERAL CONTRACTOR TO PROVIDE FIRE TREATED WOOD STUD BLOCKING, OR EQUIVALENT TO SUPPORT ANY WALL ATTACHMENT AND/OR SIGNAGE.
 - IF EXISTING EXTERIOR ENTRANCE THRESHOLD EXCEEDS MINIMUM BARRIER FREE PROVISION OF THE CODE. REMOVE AND REPLACE WITH ACCESSIBLE THRESHOLD. RAISED THRESHOLDS AND FLOOR LEVEL CHANGES AT ACCESSIBLE DOORWAYS TO BE BEVELED WITH A SLOPE NO GREATER THAN 1:12.
 - ALL DIMENSIONS ARE TO FINISHED FACE UNLESS SHOWN OR NOTED OTHERWISE.
 - INSTALL MOISTURE RESISTANT GREEN BOARD ON BACKBAR WALL PER PROJECT MANUAL.
 - ALL DOORS SHALL BE 32" (815MM) MINIMUM CLEAR OPENING WHEN OPENED TO 90 DEGREE POSITION UNLESS OTHERWISE NOTED.
 - SEE SHEET A601 FOR EXTERIOR DOOR AND WINDOW SCHEDULES.
 - STARBUCKS VENDOR TO PROVIDE DOOR HARDWARE COMPONENTS AND GC TO INSTALL.
 - VERIFY ALL EXISTING DOORS, HARDWARE AND FRAMES MEET STARBUCKS AND/OR CODE REQUIREMENTS.
 - PROVIDE FIRE EXTINGUISHERS AS NOTED ON THE APPROVED PLANS FROM THE CITY.
 - SEE STRUCTURAL FOR KNEE WALL BRACING.
 - SEE SHEET A501 FOR BUILDING DETAILS.
 - REFER TO SHEET I104 FOR FLOOR FINISHES.

WALL TYPE LEGEND


- EXISTING WALL CONSTRUCTION
- EXISTING DEMISING WALL



STARBUCKS®
2401 UTAH AVENUE SOUTH
SEATTLE, WASHINGTON 98134
(206) 318-1575

THESE DRAWINGS AND THE PROJECT MANUAL ARE CONFIDENTIAL AND SHALL REMAIN THE SOLE PROPERTY OF STARBUCKS CORPORATION, WHICH IS THE OWNER OF THE COPYRIGHT IN THIS WORK. THEY SHALL NOT BE REPRODUCED (IN WHOLE OR IN PART), SHARED WITH THIRD PARTIES OR USED IN ANY MANNER ON OTHER PROJECTS OR EXTENSIONS TO THIS PROJECT WITHOUT THE PRIOR WRITTEN CONSENT OF STARBUCKS CORPORATION. THESE DRAWINGS AND SPECIFICATIONS ARE INTENDED TO EXPRESS DESIGN INTENT FOR A PROTOTYPICAL STARBUCKS STORE (WHICH IS SUBJECT TO CHANGE AT ANYTIME) AND DO NOT REFLECT ACTUAL SITE CONDITIONS. NEITHER PARTY SHALL HAVE ANY OBLIGATION NOR LIABILITY TO THE OTHER (EXCEPT STATED ABOVE) UNTIL A WRITTEN AGREEMENT IS FULLY EXECUTED BY BOTH PARTIES.

STARBUCKS TEMPLATE VERSION i2019.05.31



signature
11/08/2019
date
expires 11-30-20

PROJECT NAME:
LAKE & EUCLID

PROJECT ADDRESS:
711 LAKE STREET
OAK PARK, IL 60301

STORE #: 13342
PROJECT #: 35371-050
ISSUE DATE: 11/08/2019
DESIGN MANAGER: N. TETREAULT
PRODUCTION DESIGNER: GPD GROUP
CHECKED BY:

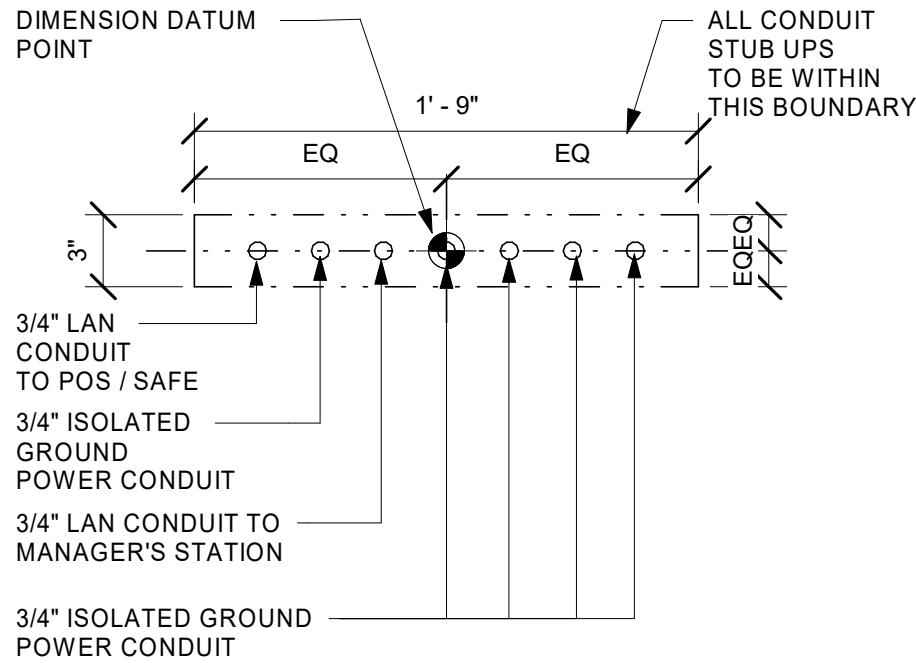
Revision Schedule			
Rev	Date	By	Description

SHEET TITLE:
BUILDING FLOOR PLAN

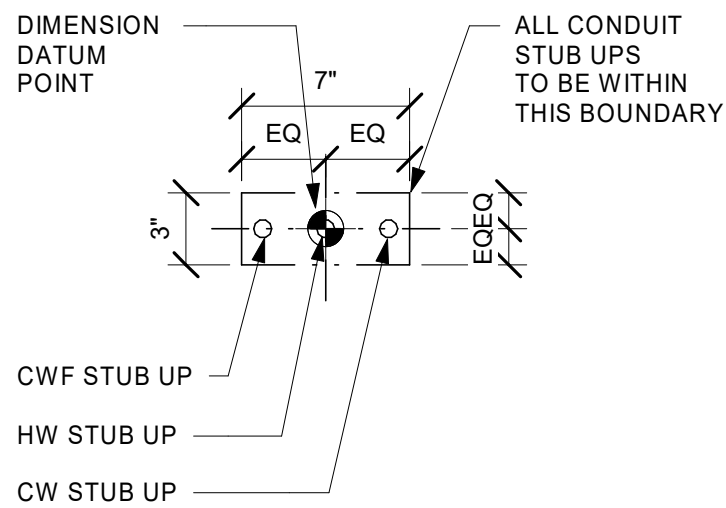
SCALE: AS SHOWN

SHEET NUMBER:
A101

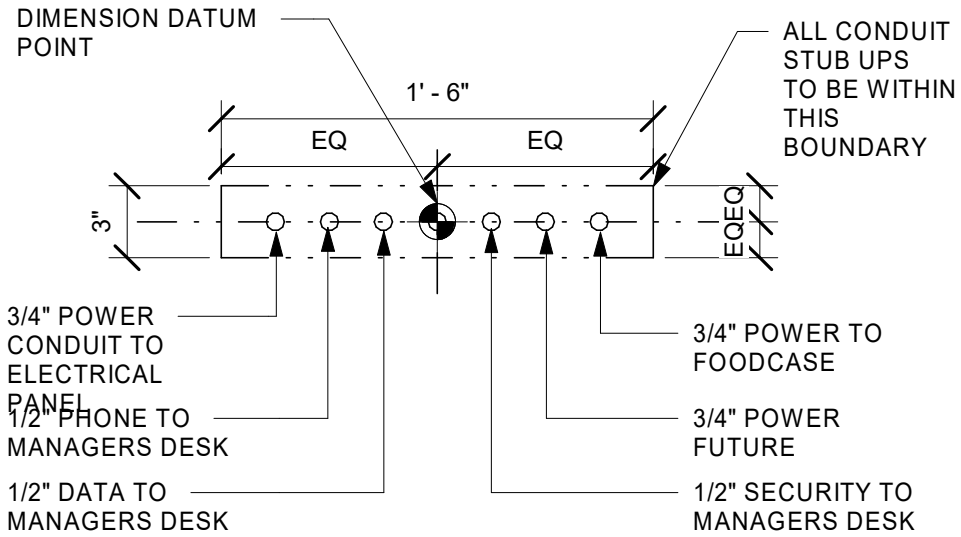
1/17/2019 11:02:03 AM C:\Users\lawahl\Documents\13342_IL_Lake & Euclid_WORKSHARE_awahl.rvt



2 STUB-UP @ FRONTBAR
Scale: 1 1/2" = 1'-0"



3 STUB-UP @ FRONTBAR
Scale: 1 1/2" = 1'-0"



4 STUB-UP @ POS/SAFE
Scale: 1 1/2" = 1'-0"

KEYED NOTES

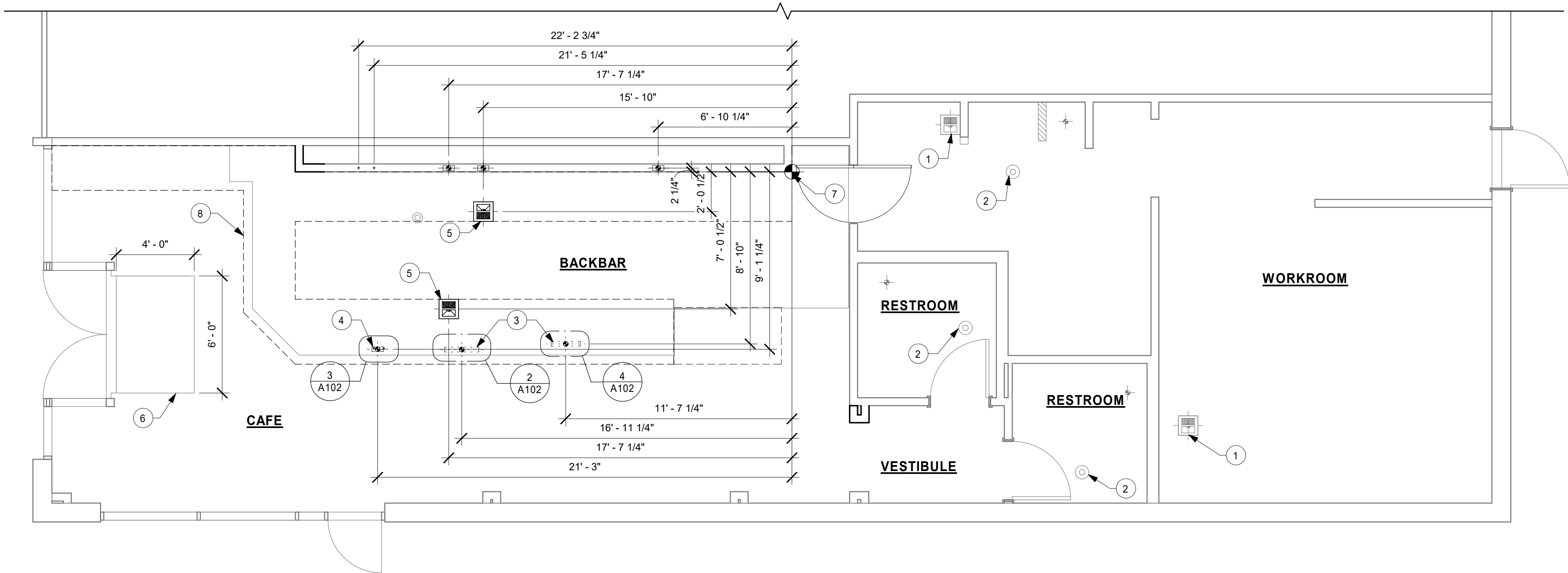
1. (E) FLOOR SINK TO REMAIN
2. (E) FLOOR DRAIN TO REMAIN
3. (N) ELECTRICAL STUB-UP LOCATION. SEE SHEET E101.
4. (N) PLUMBING STUB-UP LOCATION. SEE SHEET P101.
5. (N) FLOOR SINK LOCATION. SEE SHEET P101.
6. (N) WALK OFF MAT
7. DATUM POINT FOR ENGINE LAYOUT
8. OUTLINE FOR CASEWORK

GENERAL NOTES

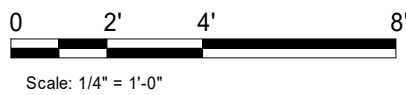
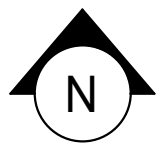
- A. ALL STUB-UP DIMENSIONS ARE RELATIVE TO FINISHED WALL LOCATIONS (SHOWN AS OUTLINES ON THIS PLAN). REFER TO FLOOR PLAN FOR WALL PLACEMENT.
- B. FLOOR SINK: REFER TO CUT SHEETS FOR COMPONENT SPECIFICATIONS AND CUTOUT REQUIREMENTS.
- C. WASTE LINE PENETRATIONS: REFER TO PLUMBING PLANS FOR INDIVIDUAL LINE LOCATIONS.
- D. STUB-UP PENETRATIONS: REFER TO ELECTRICAL AND PLUMBING PLANS FOR INDIVIDUAL STUB-UP LOCATIONS.
- E. TOILET FLOOR PENETRATION: REFER TO CUT SHEETS FOR STUB-UP LOCATION RELATIVE TO FINISHED WALL.
- F. PENETRATION TO BE LOCATED ON CENTERLINE OF WALL OR AS REQUIRED PER CONDITIONS.
- G. TRENCHING OUTLINE FOR GUIDELINE USE ONLY. GENERAL CONTRACTOR TO COORDINATE WITH SPECIFIC TRADES AND SITE CONDITIONS TO DETERMINE ACTUAL LAYOUT.
- H. REFER TO SHEET I101 FOR FLOOR FINISHES.

LEGEND

- EXISTING WALL
- CONCRETE LEAVE-OUT
- DATUM POINT



1 1ST FLOOR - FLOOR PENETRATION PLAN
Scale: 1/4" = 1'-0"




STARBUCKS®
2401 UTAH AVENUE SOUTH
SEATTLE, WASHINGTON 98134
(206) 318-1575

THESE DRAWINGS AND THE PROJECT MANUAL ARE CONFIDENTIAL AND SHALL REMAIN THE SOLE PROPERTY OF STARBUCKS CORPORATION, WHICH IS THE OWNER OF THE COPYRIGHT IN THIS WORK. THEY SHALL NOT BE REPRODUCED (IN WHOLE OR IN PART), SHARED WITH THIRD PARTIES OR USED IN ANY MANNER ON OTHER PROJECTS OR EXTENSIONS TO THIS PROJECT WITHOUT THE PRIOR WRITTEN CONSENT OF STARBUCKS CORPORATION. THESE DRAWINGS AND SPECIFICATIONS ARE INTENDED TO EXPRESS DESIGN INTENT FOR A PROTOTYPICAL STARBUCKS STORE (WHICH IS SUBJECT TO CHANGE AT ANYTIME) AND DO NOT REFLECT ACTUAL SITE CONDITIONS. NEITHER PARTY SHALL HAVE ANY OBLIGATION NOR LIABILITY TO THE OTHER (EXCEPT STATED ABOVE) UNTIL A WRITTEN AGREEMENT IS FULLY EXECUTED BY BOTH PARTIES.

STARBUCKS TEMPLATE VERSION i2019.05.31



GPD PROJECT NO: 2019262.11



signature
11/08/2019
date
expires 11-30-20

PROJECT NAME:
LAKE & EUCLID

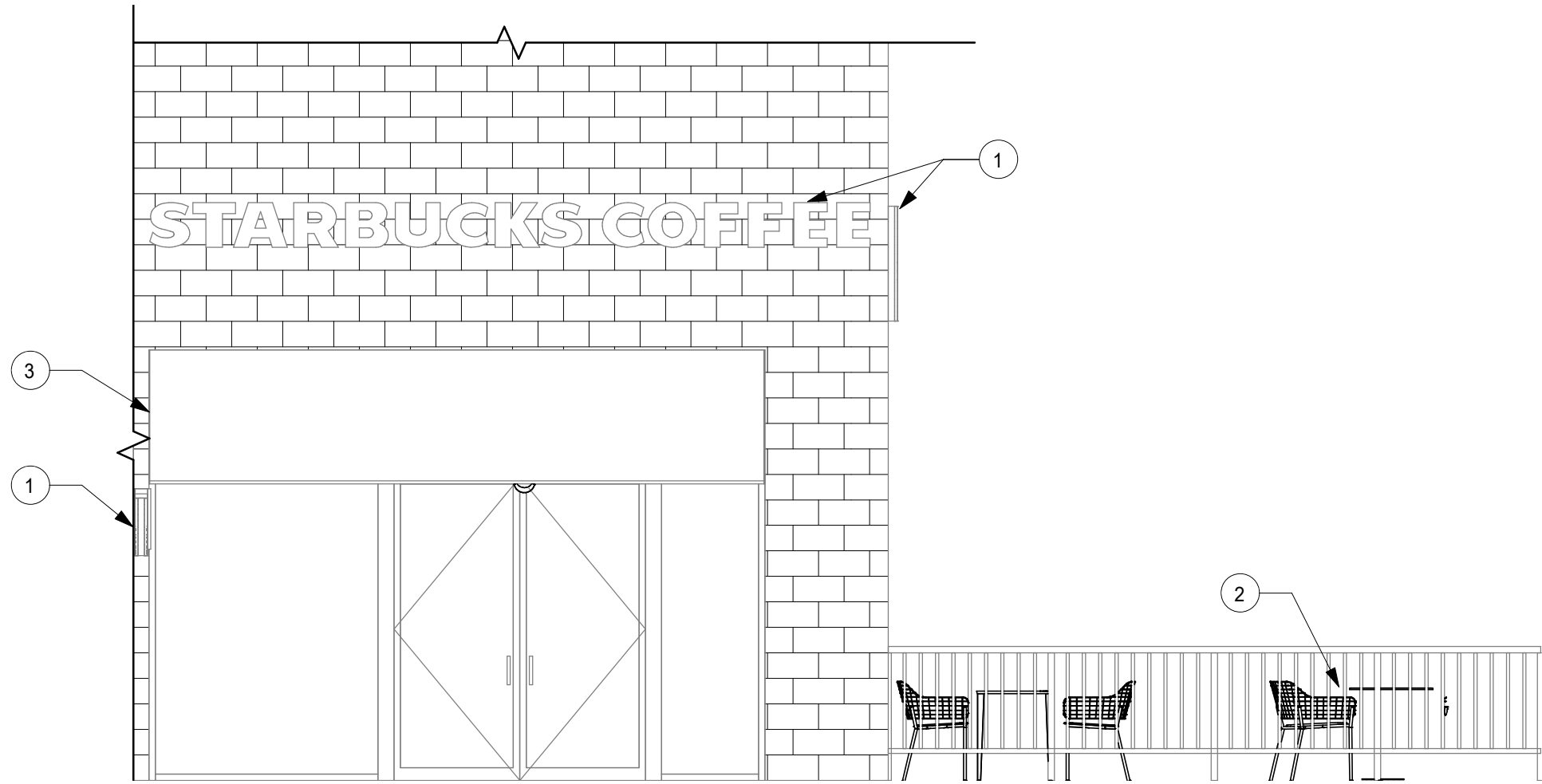
PROJECT ADDRESS:
**711 LAKE STREET
OAK PARK, IL 60301**

STORE #: 13342
PROJECT #: 35371-050
ISSUE DATE: 11/08/2019
DESIGN MANAGER: N. TETREAULT
PRODUCTION DESIGNER: GPD GROUP
CHECKED BY:


Revision Schedule			
Rev	Date	By	Description

SHEET TITLE:
**BUILDING FLOOR
PENETRATION PLAN**
SCALE: AS SHOWN

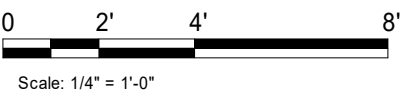
SHEET NUMBER:
A102



2 FRONT ELEVATION
Scale: 1/4" = 1'-0"



1 SIDE ELEVATION
Scale: 1/4" = 1'-0"



KEYED NOTES

1. EXISTING SIGNAGE TO REMAIN
2. NEW EXTEIOR FURNITURE
3. EXISTING AWNING TO REMAIN

GENERAL NOTES

- A. GENERAL CONTRACTOR TO COORDINATE AND SCHEDULE SIGNAGE INSTALLATION WITH THE SIGNAGE CONTRACTOR PROVIDING A MINIMUM SCHEDULING NOTICE OF 4 WEEKS AND 1 WEEK PRIOR TO SCHEDULED DATE OF INSTALLATION. CONSTRUCTION MANAGER TO PROVIDE GENERAL CONTRACTOR WITH SIGNAGE CONTRACTOR CONTACT INFORMATION.
- B. GENERAL CONTRACTOR SHALL COORDINATE WITH ELECTRICAL CONTRACTOR TO FURNISH AND INSTALL ELECTRICAL CIRCUITS INCLUDING ALL CONDUIT, WIRE, CONNECTIONS AND BREAKER AT PANEL BOARD NECESSARY TO SERVE SIGNAGE.
- C. GENERAL CONTRACTOR TO PROVIDE FIRE TREATED WOOD STUD BLOCKING OR EQUIVALENT TO SUPPORT SIGNAGE.
- D. SIGNAGE CONTRACTOR SHALL VERIFY SIZE AND LOCATION OF ANY AND ALL ALLOWABLE MONUMENT OR POLE SIGNAGE AND PROVIDE SHOP DRAWING(S) PRIOR TO FABRICATION TO THE STARBUCKS DESIGNER FOR APPROVAL.
- E. SIGNAGE CONTRACTOR TO INSTALL SIGNAGE IN COMPLIANCE WITH LOCAL CODES AND OBTAIN PERMIT.
- F. SIGNAGE CONTRACTOR TO SUPPLY SHOP DRAWINGS TO CONSTRUCTION MANAGER AND TO THE GENERAL CONTRACTOR AS NEEDED. GENERAL CONTRACTOR TO NOTIFY CONSTRUCTION MANAGER IMMEDIATELY IF SHOP DRAWINGS OR INSTALLATION IS IN DISCREPANCY WITH ARCHITECTURAL DRAWINGS.
- G. GENERAL CONTRACTOR TO CLEAN, PATCH AND REPAIR EXISTING EXTERIOR AS REQUIRED.




STARBUCKS®
2401 UTAH AVENUE SOUTH
SEATTLE, WASHINGTON 98134
(206) 318-1575

THESE DRAWINGS AND THE PROJECT MANUAL ARE CONFIDENTIAL AND SHALL REMAIN THE SOLE PROPERTY OF STARBUCKS CORPORATION, WHICH IS THE OWNER OF THE COPYRIGHT IN THIS WORK. THEY SHALL NOT BE REPRODUCED (IN WHOLE OR IN PART), SHARED WITH THIRD PARTIES OR USED IN ANY MANNER ON OTHER PROJECTS OR EXTENSIONS TO THIS PROJECT WITHOUT THE PRIOR WRITTEN CONSENT OF STARBUCKS CORPORATION. THESE DRAWINGS AND SPECIFICATIONS ARE INTENDED TO EXPRESS DESIGN INTENT FOR A PROTOTYPICAL STARBUCKS STORE (WHICH IS SUBJECT TO CHANGE AT ANYTIME) AND DO NOT REFLECT ACTUAL SITE CONDITIONS. NEITHER PARTY SHALL HAVE ANY OBLIGATION NOR LIABILITY TO THE OTHER (EXCEPT STATED ABOVE) UNTIL A WRITTEN AGREEMENT IS FULLY EXECUTED BY BOTH PARTIES.

STARBUCKS TEMPLATE VERSION i2019.05.31



GPD PROJECT NO: 2019262.11



signature
11/08/2019
date
expires 11-30-20

PROJECT NAME:
LAKE & EUCLID

PROJECT ADDRESS:
**711 LAKE STREET
OAK PARK, IL 60301**

STORE #: 13342
PROJECT #: 35371-050
ISSUE DATE: 11/08/2019
DESIGN MANAGER: N. TETREALT
PRODUCTION DESIGNER: GPD GROUP
CHECKED BY:

Revision Schedule			
Rev	Date	By	Description

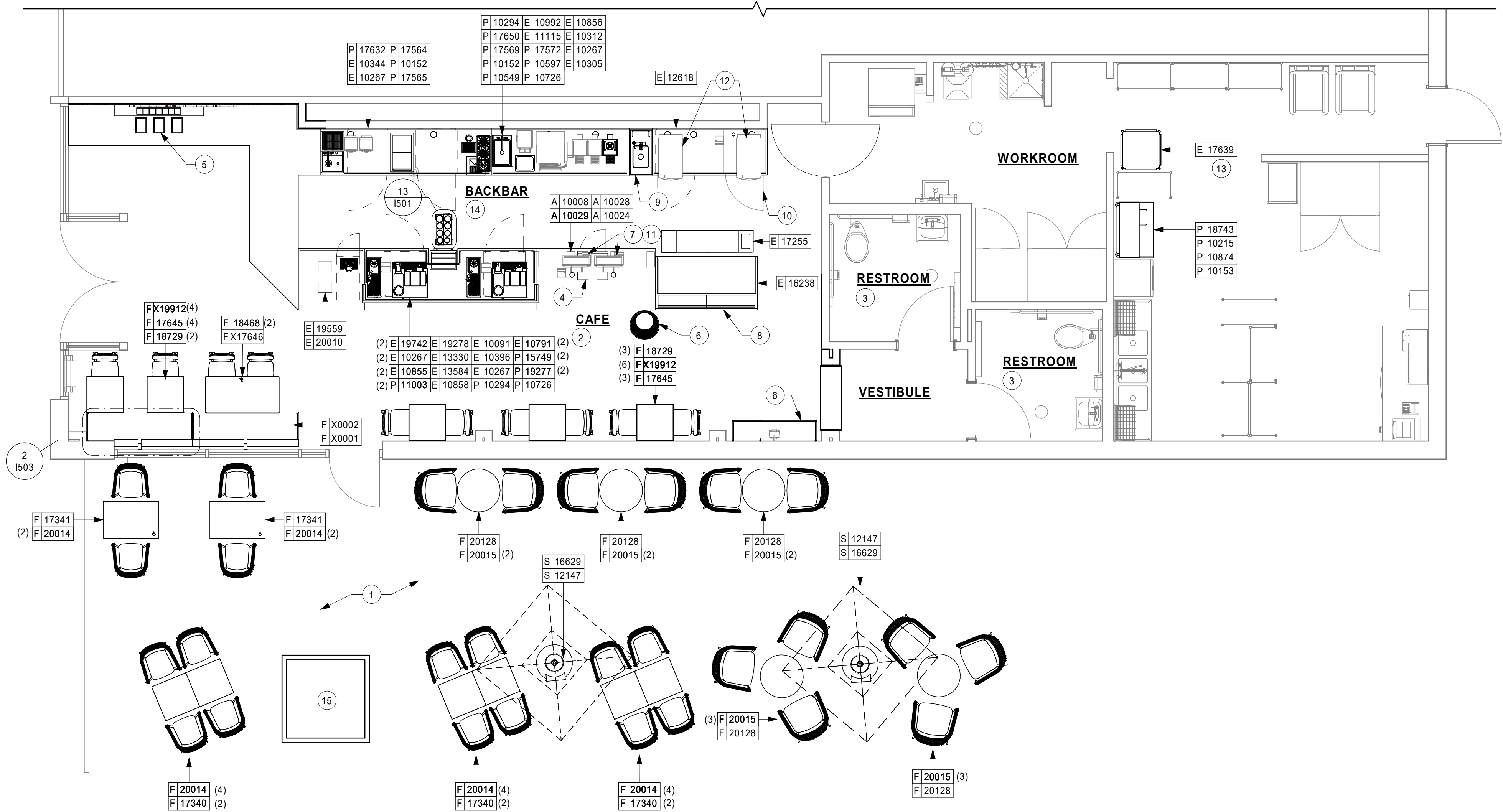
SHEET TITLE:
**BUILDING EXTERIOR
ELEVATIONS**
SCALE: AS SHOWN

SHEET NUMBER:
A201

1

1ST FLOOR - FURNITURE, FIXTURES, AND EQUIPMENT PLAN

Scale: 1/4" = 1'-0"



KEYED NOTES

1. INSTALL EXTERIOR FURNITURE THROUGHOUT AS SHOWN.
2. INSTALL CAFE FURNITURE THROUGHOUT AS SHOWN.
3. (E) RESTROOM AND ACCESSORIES, GC TO REINSTALL PER ACCESSIBILITY CODES AFTER NEW FLOORING AND WALL FINISHES ARE INSTALLED
4. SAFE LOCATED AT POS CABINET. SEE ELECTRICAL FOR ADDITIONAL INFORMATION.
5. CONDIMENT CART. SEE INTERIOR FINISH ELEVATIONS.
6. PLACE MERCHANDISE FIXTURES AND RETAIL FLOOR BASKETS PER PLAN. STORE OPERATORS TO ORDER RETAIL FLOOR BASKETS.
7. RELOCATED PRINTER
8. DO NOT BLOCK FOOD CASE INTAKE/EXHAUST.
9. HAND SINK W/ INTEGRAL SPLASH GUARD.
10. RELOCATED SINGLE DOOR FRIDGE
11. RELOCATED POS MONITORS
12. RELOCATED OVENS
13. NEW TODDY CART
14. RELOCATED BREWER
15. EXISTING LANDSCAPING

GENERAL NOTES

- A. GENERAL CONTRACTOR TO SCHEDULE WITH LOCAL REFRIGERATION CONTRACTOR TO CONDUCT INITIAL FOOD CASE START-UP AND TESTING. FOR LIST OF APPROVED START UP CONTRACTORS, CONTACT PROJECT CONSTRUCTION REPRESENTATIVE.
- B. THE SITE IS SERVED BY THE MUNICIPAL WATER AND SEWER SYSTEM UNLESS OTHERWISE NOTED.
- C. ALL FLOOR AND WALL JUNCTIONS IN STORAGE AND PREP. AREAS SHALL HAVE A 6" COVED BASE.
- D. ALL FOOD STORAGE SHALL BE 6" (150mm) A.F.F.
- E. ALL WOOD SURFACES (DOORS, TRIM, SHELVES, CABINETS) SHALL BE SEALED.
- F. FLOORS, WALLS AND CEILING FINISHES IN FOOD PREP. AREAS SHALL BE SMOOTH, NON-TOXIC, NON-ABSORBENT, DURABLE AND EASILY CLEANABLE. PAINT SHALL BE WASHABLE AND SEMI-GLOSS OR HIGH-GLOSS FINISH.
- G. ALL EQUIPMENT AND INSTALLATION WILL MEET NATIONAL SANITATION FOUNDATION STANDARDS OR EQUIVALENT.
- H. ALL EQUIPMENT AND CABINERY WILL BE FLUSH MOUNTED TO COUNTERS, WALLS OR FLOORS, OR BE RAISED TO ALLOW FOR CLEANING.
- I. CONFIRM ALL NECESSARY EQUIPMENT CLEARANCES PER PRODUCT CUT SHEET (E.G. ICE MACHINE).
- J. FOR LOCATION OF COUNTERTOP EQUIPMENT, REFER TO CASEWORK ELECTRICAL DETAILS.
- K. EQUIPMENT UNITS SHALL CONTAIN NO EXPOSED THREADS, EMBELLISHMENTS OR OVERHANGING EDGES THAT SERVE AS PLACES FOR ACCUMULATION OF DUST, DIRT AND DEBRIS.
- L. WARMING OVEN(S) SHOWN FOR PERMITTING PURPOSES. INSTALLATION AT STORE OPENING TO BE VERIFIED BY STARBUCKS CONSTRUCTION REPRESENTATIVE.
- M. EACH HAND WASHING SINK WILL HAVE A SINGLE SERVICE TOWEL AND SOAP DISPENSER, AND ALL HAND SINKS TO HAVE A COMBINATION FAUCET OR PREMIXING FAUCET.
- N. FOR PLUMBING FIXTURES, REFER TO THE PLUMBING DESIGN PLAN. FOR DATA DEVICE SCHEDULE, REFER TO THE ELECTRICAL DESIGN PLAN.
- O. SEE ELEVATIONS FOR DISTRIBUTION OF CUP DISPENSERS.
- P. GENERAL CONTRACTOR TO COORDINATE NEWSPAPER. FIXTURE ORDERING. CONTACT TRIAD MANUFACTURING BY EMAIL (starbucks@triadmf.com) OR BY PHONE (314-381-5280 X1111) TO ARRANGE SHIPMENT OF THE FIXTURE. ALLOW (5) DAY LEAD-TIME.

HEALTH DEPT. FINISH SCHEDULE

- BAR:
- FLOOR: ECO GRIP
WALL: WALL TILE, BACKSPLASH, WITH 6" COVE TILE BASE
CEILING: GYPSUM CEILING
- CAFE:
- FLOOR: CERAMIC TILE WITH WALK OFF MATS
WALL: VINYL WALL COVERING, STOREFRONT, PAINTED GYPSUM WALL BOARD WITH 6" COVE TILE BASE
CEILING: GYPSUM CEILING & EXPOSED STRUCTURE
- WORKROOM:
- FLOOR: (E) CERAMIC TILE
WALL: (E) FRP AND WITH 6" COVE TILE BASE
CEILING: (E) ACOUSTICAL TILE CEILING
- RESTROOMS:
- FLOOR: CERAMIC TILE
WALL: WALL TILE
CEILING: GYPSUM CEILING




STARBUCKS®
2401 UTAH AVENUE SOUTH
SEATTLE, WASHINGTON 98134
(206) 318-1575

THESE DRAWINGS AND THE PROJECT MANUAL ARE CONFIDENTIAL AND SHALL REMAIN THE SOLE PROPERTY OF STARBUCKS CORPORATION, WHICH IS THE OWNER OF THE COPYRIGHT IN THIS WORK. THEY SHALL NOT BE REPRODUCED (IN WHOLE OR IN PART), SHARED WITH THIRD PARTIES OR USED IN ANY MANNER ON OTHER PROJECTS OR EXTENSIONS TO THIS PROJECT WITHOUT THE PRIOR WRITTEN CONSENT OF STARBUCKS CORPORATION. THESE DRAWINGS AND SPECIFICATIONS ARE INTENDED TO EXPRESS DESIGN INTENT FOR A PROTOTYPICAL STARBUCKS STORE (WHICH IS SUBJECT TO CHANGE AT ANYTIME) AND DO NOT REFLECT ACTUAL SITE CONDITIONS. NEITHER PARTY SHALL HAVE ANY OBLIGATION NOR LIABILITY TO THE OTHER (EXCEPT STATED ABOVE) UNTIL A WRITTEN AGREEMENT IS FULLY EXECUTED BY BOTH PARTIES.

STARBUCKS TEMPLATE VERSION i2019.05.31



GPD PROJECT NO: 2019262.11



signature
11/08/2019
date
expires 11-30-20

PROJECT NAME:
LAKE & EUCLID

PROJECT ADDRESS:
**711 LAKE STREET
OAK PARK, IL 60301**

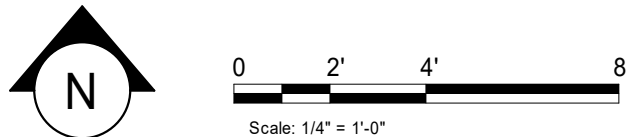
STORE #: 13342
PROJECT #: 35371-050
ISSUE DATE: 11/08/2019
DESIGN MANAGER: N. TETREAULT
PRODUCTION DESIGNER: GPD GROUP
CHECKED BY:

Revision Schedule			
Rev	Date	By	Description

SHEET TITLE:
FF & E PLAN

SCALE: AS SHOWN

SHEET NUMBER:
1101



PLUMBING FIXTURE SCHEDULE - "P"					
DESIGN ID	COUNT	DESCRIPTION	FURN. BY	INST. BY	COMMENTS
DRAIN					
10294	2	DRAIN - FLOOR SINK SQUARE - 12IN 305MM	SB	GC	ZURN FD2372-H, A.R.E. FLOOR SINK WITH 6" SUPM DEPTH AND 1/2 GRATE
10726	2	FLOOR SINK - GRATE HALF SQUARE - 12IN 305MM	SB	GC	ZURN FD2372-H, A.R.E. FLOOR SINK WITH 6" SUPM DEPTH AND 1/2 GRATE.
FAUCET					
10152	2	FAUCET - DOUBLE LABORATORY WITH BENT RISER SPOUT	SB	GC	
10153	1	FAUCET - WATER TOWER - 12IN 305MM	SB	GC	
10215	1	FAUCET - DOUBLE LABORATORY WITH SWING SPOUT	SB	GC	
10597	1	FAUCET - SINGLE HANDLE	SB	GC	0.5 GPM FLOW RATE
10874	1	FAUCET - HOT WATER DISPENSER GOOSENECK	SB	GC	
11003	2	FAUCET - METERED	SB	GC	METERED
15749	2	FAUCET - HOT AND COLD WATER SYSTEM	SB	GC	
17569	1	FAUCET - WARE RINSER IN COUNTER - 24X9IN 600X235MM	SB	GC	
17572	1	FAUCET - TAP SINGLE HANDLE	SB	GC	
SINK					
10549	1	SINK - RINSE DROP IN SST - 12X20IN 305X510MM	SB	GC	
17564	1	BLENDER PITCHER RINSER WITH SENSOR	SB	GC	
17565	1	SINK - RINSE WITH DRAINBOARD - 15X27IN 380X685MM	SB	GC	
17632	1	SINK - STACKED DRAINBOARD - 15IN 380MM	SB	GC	
17650	1	SINK - DRAIN TRAY - 9X6IN 230X150MM	SB	GC	
18743	1	SINK - WATER FILLING STATION - 36X24IN 915X610MM	SB	GC	
19277	2	SINK - COUNTERTOP RINSER WITH DRAIN TROUGH - 26X9IN 660X235MM	SB	GC	

DATA DEVICE SCHEDULE - "A"					
DESIGN ID	COUNT	DESCRIPTION	FURN. BY	INST. BY	COMMENTS
POINT OF SALE					
10029	4	POS BANK	SB	GC	
SECURITY					
10024	1	SAFE LH - 20X18X26IN 510X455X660MM	SB	GC	
10028	1	SAFE BASE	SB	GC	

GRAPHICS AND ARTWORK SCHEDULE - "G"					
DESIGN ID	COUNT	DESCRIPTION	FURN. BY	INST. BY	COMMENTS
GRAPHICS - ARTWORK					
19259	1	ART - LLEW MEJIA - LATAM COFFEE JUNGLE - COLOR	SB	GC	DESIGNER TO SPECIFY OPTIONS - FORMAT, DIMENSIONS, FINISHES, ETC. THIS IMAGE CANNOT BE CROPPED
GRAPHICS - INTERIOR MENU					
18984	7	MENU BOARD - UNIVERSAL WALL MOUNT BRACKET	SB	GC	
19551	6	MENU BOARD - FRONT INSERT PANEL WITH SQUARE FRAME - WHITE OAK WD0073	SB	GC	
19552	1	MENU BOARD - DAILY OFFERING CHALKBOARD WITH SQUARE FRAME - WHITE OAK WD0073	SB	GC	

FURNITURE SCHEDULE - "F"					
DESIGN ID	COUNT	DESCRIPTION	FURN. BY	INST. BY	COMMENTS
BANQUETTE					
X0001	1	BANQUETTE - ORION - WHITE OAK AND CARAMEL BROWN NATURAL WD0073 F0008	SB	GC	ORION BANQUETTE , HP TOOL KIT, CONTACT: TAMMI@AMTREND.COM
X0002	1	BANQUETTE - ORION - WHITE OAK AND CARAMEL BROWN NATURAL WD0073 F0008	SB	GC	ORION BANQUETTE , HP TOOL KIT, CONTACT: TAMMI@AMTREND.COM
CHAIR					
20014	16	CHAIR - CAFE LYZE - FLAT BLACK MT0028	SB	GC	
20015	12	CHAIR - LOUNGE LYZE - FLAT BLACK MT0028	SB	GC	
X19912	10	CHAIR - CAFE ANNA UPHOLSTERED - WHITE OAK AND CARAMEL BROWN NATURAL WD0073 F0008	SB	GC	
TABLE					
17340	6	TABLE - CAFE METAL PEDESTAL BASE SQUARE - 24IN 610MM - BLACK MT0028	SB	GC	
17341	2	TABLE - ACCESSIBLE METAL WITH TAPERED LEGS - 36X24IN 915X610MM - BLACK MT0028	SB	GC	
17645	5	TABLE - TOP SQUARE - 24IN 610MM - WHITE OAK WD0073	SB	GC	
18468	2	TABLE - BASE CAFE T LEG - HOT ROLLED STEEL MT0011	SB	GC	
18729	5	TABLE - BASE CAFE HEIGHT APOLLO - HOT ROLLED STEEL MT0011	SB	GC	
20128	5	TABLE - OCCASIONAL COFFEE CAMERON - FLAT BLACK MT0028	SB	GC	
X17646	1	CUSTOM TABLE - TOP SQUARE - 24IN X 48 IN - WHITE OAK WD0073	SB	GC	BY CASEWORK VENDOR
WINDOW TREATMENT					
X12716	6	ROLLER SHADE - SHEER WEAVE STYLE 2000 P02 - WHITE TRANSLUCENT - 5PC OPEN	SB	GC	

SPECIALTY EQUIPMENT SCHEDULE - "E"					
DESIGN ID	COUNT	DESCRIPTION	FURN. BY	INST. BY	COMMENTS
COOLING					
10267	4	FRIDGE UNDERCOUNTER 1 DOOR - 27IN 685MM	SB	GC	
12618	1	FRIDGE UNDERCOUNTER 1 DOOR WITH SHELF - 27IN 685MM	SB	GC	
20010	1	FRIDGE NITRO 2 TAP JT NITCOM LH	SB	GC	KIT INCLUDES UNDERCOUNTER FRIDGE, FONT, TRAY, AND TUBING
EQUIPMENT					
10312	1	BREWER SOFT HEAT WARMING STAND SINGLE	SB	GC	
10856	1	BREWER SERVER SOFT HEAT	SB	GC	
19559	1	NITROGEN GENERATOR ELEMENT	SB	GC	GC TO COORDINATE INSTALLATION & CONNECTIONS WITH SB VENDOR.
19742	2	ESPRESSO MACHINE MASTRENA II	SB	GC	
FOOD CASE					
16238	1	FOOD CASE - ZEPHYR - 66IN 1675MM	SB	GC	
ICE					
10344	1	ICE - BIN DROP IN 90LB 40KG	SB	GC	
19278	1	ICE - BIN DROP IN 45LB 20KG HORIZONTAL	SB	GC	
OTHER					
10091	1	CUP DISPENSER TALL HOT VERTICAL	SB	GC	
10305	1	TRASH DROP RING LINER SQUARE - BLACK	SB	GC	
10396	1	CUP DISPENSER SHORT HOT VERTICAL	SB	GC	
10791	2	CUP DISPENSER GRANDE VENTI COLD VERTICAL	SB	GC	
10855	2	CUP DISPENSER GRANDE VENTI HOT VERTICAL	SB	GC	
10858	1	CUP DISPENSER TALL COLD VERTICAL	SB	GC	
10992	1	PAPER TOWEL DISPENSER HALF SIZE - TRANSLUCENT GRAY	SB	GC	
11115	1	SOAP DISPENSER SINK MOUNTED	SB	GC	
13330	1	MOBILE CUP DISPENSER CADDY	SB	GC	
13584	1	CUP DISPENSER TRENTA COLD VERTICAL	SB	GC	
19495	1	DRAFT ZONE 2 TAP HANDLE AND BADGE KIT	SB	GC	
19560	1	NITRO 2 TAP BADGE MOUNT FRONTBAR	SB	GC	
STORAGE					
17255	1	PASTRY TRAY CART - 60IN 1525MM PASTRY TRAY CART - 60IN 1525MM	SB	GC	
17639	1	WORKROOM CART - 24IN 610MM	SB	GC	



STARBUCKS®
2401 UTAH AVENUE SOUTH
SEATTLE, WASHINGTON 98134
(206) 318-1575


THESE DRAWINGS AND THE PROJECT MANUAL ARE CONFIDENTIAL AND SHALL REMAIN THE SOLE PROPERTY OF STARBUCKS CORPORATION, WHICH IS THE OWNER OF THE COPYRIGHT IN THIS WORK. THEY SHALL NOT BE REPRODUCED (IN WHOLE OR IN PART), SHARED WITH THIRD PARTIES OR USED IN ANY MANNER ON OTHER PROJECTS OR EXTENSIONS TO THIS PROJECT WITHOUT THE PRIOR WRITTEN CONSENT OF STARBUCKS CORPORATION. THESE DRAWINGS AND SPECIFICATIONS ARE INTENDED TO EXPRESS DESIGN INTENT FOR A PROTOTYPICAL STARBUCKS STORE (WHICH IS SUBJECT TO CHANGE AT ANYTIME) AND DO NOT REFLECT ACTUAL SITE CONDITIONS. NEITHER PARTY SHALL HAVE ANY OBLIGATION NOR LIABILITY TO THE OTHER (EXCEPT STATED ABOVE) UNTIL A WRITTEN AGREEMENT IS FULLY EXECUTED BY BOTH PARTIES.


STARBUCKS TEMPLATE VERSION i2019.05.31



GPD GROUP, INC.
LIC. # - 184-007100
520 SOUTH MAIN ST., SUITE 2531
AKRON, OH 44311
P. 330-572-2100 F. 330-572-2101

GPD PROJECT NO: 2019262.11





signature
11/08/2019
date
expires 11-30-20__

PROJECT NAME:
LAKE & EUCLID

PROJECT ADDRESS:
**711 LAKE STREET
OAK PARK, IL 60301**

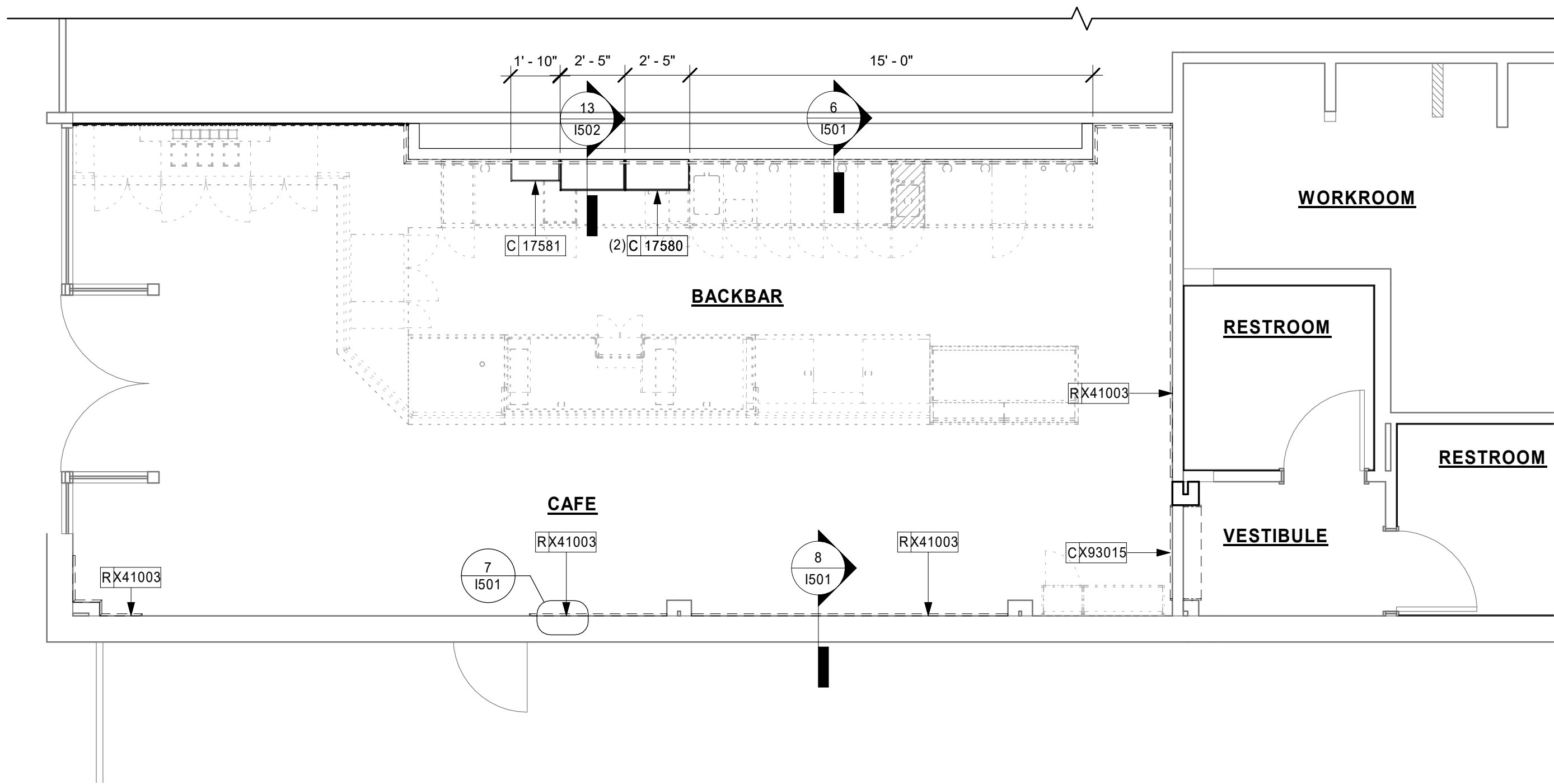
STORE #: 13342
PROJECT #: 35371-050
ISSUE DATE: 11/08/2019
DESIGN MANAGER: N. TETREALT
PRODUCTION DESIGNER: GPD GROUP
CHECKED BY:

Revision Schedule			
Rev	Date	By	Description

SHEET TITLE:
FF & E SCHEDULES

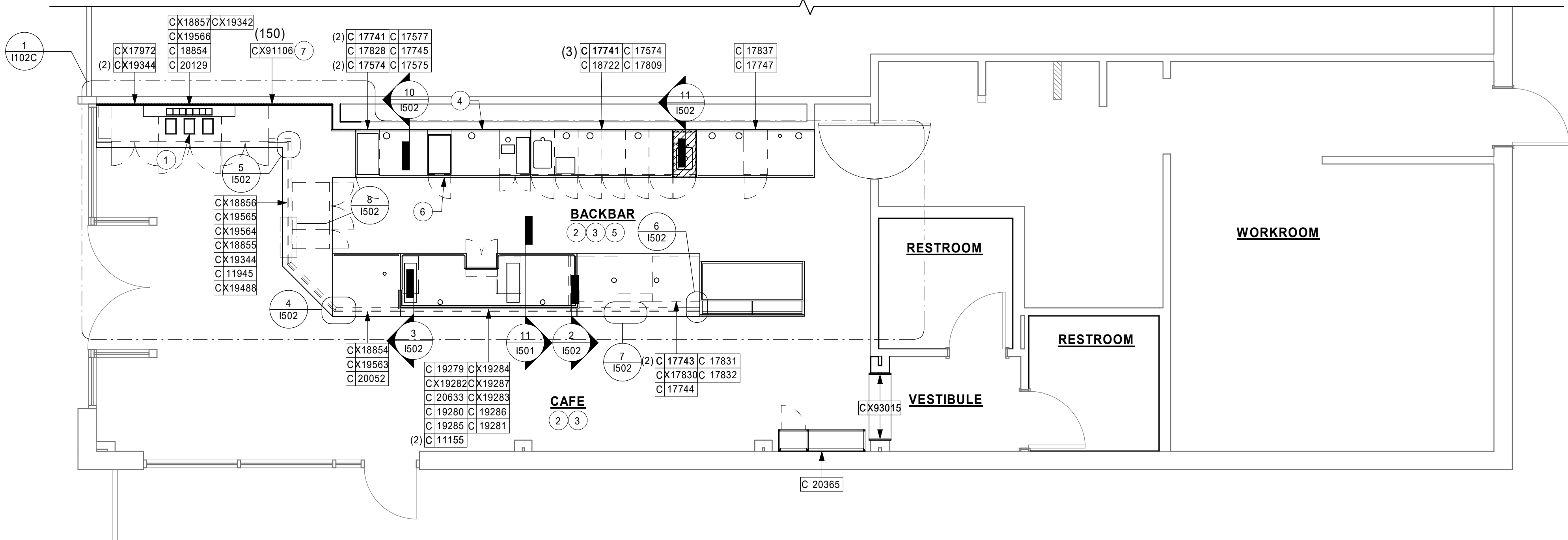
SCALE: AS SHOWN

SHEET NUMBER:
1101B



2 1ST FLOOR - UPPER CASEWORK PLAN

Scale: 1/4" = 1'-0"



1 1ST FLOOR - CASEWORK PLAN

Scale: 1/4" = 1'-0"

KEYED NOTES

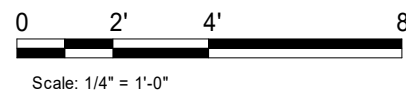
- DO NOT CAULK TRASH RINGS TO COUNTERTOPS.
- INSTALL CASEWORK, COUNTERTOPS, SHELVES, CUBBIES, FINISHES, TRIM AND TABLE TOPS THROUGHOUT. REFERENCE FINISH SCHEDULE AND MANUFACTURER'S SPECIFICATIONS FOR ADDITIONAL INFORMATION.
- ALL COUNTERTOPS UTILIZED FOR CUSTOMER TRANSACTIONS, INCLUDING BAR, CONDIMENT AND SALES COUNTERTOPS SHALL BE INSTALLED AT 2'-10" (860 MM) MAXIMUM A.F.F.
- WALL FINISH BEHIND EXPOSED CABINETRY AND BELOW UNDERSIDE OF COUNTERTOP SUBSTRATE TO BE FRP.
- CASEWORK VENDOR TO ENGINEER PROPER COUNTERTOP SUPPORT AT ESPRESSO BAR AND OTHER WORKSTATIONS PER STARBUCKS MINIMUM PERFORMANCE REQUIREMENTS.
- FLOOR DRAIN BELOW. CASEWORK MANUFACTURER TO COORDINATE DESIGN TO INSURE THIS AREA IS READILY ACCESSIBLE FOR CLEANING AND FREE OF COUNTERTOP SUPPORT.
- 1" -1/2 ROUND DOWELS PAINTED, REFER TO INTERIOR ELEVATIONS AND DETAILS FOR COLOR, GC TO VERIFY PRIOR TO PROCUREMENT AND INSTALLATION, GC TO PROVIDE BLOCKING AS NECESSARY

GENERAL NOTES

- GENERAL CONTRACTOR TO NOTIFY CONSTRUCTION MANAGER IMMEDIATELY IF A DISCREPANCY EXISTS BETWEEN CASEWORK SHOP DRAWINGS, EXISTING SITE CONDITIONS, ARCHITECTURAL DRAWINGS OR BUILT FIXTURES. ALL DIMENSIONS SHALL BE FIELD VERIFIED BY GC PRIOR TO SHOP DRAWINGS PRODUCTION.
- STARBUCKS CONSTRUCTION MANAGER TO COORDINATE AND SCHEDULE CASEWORK DELIVERY DATE. GENERAL CONTRACTOR TO CONFIRM CASEWORK DELIVERY DATE WITH CASEWORK MANUFACTURER AT FOUR (4) WEEKS PRIOR AND THEN ONE (1) WEEK PRIOR TO SCHEDULED DATE OF DELIVERY.
- STARBUCKS CONTRACTS DIRECTLY WITH CASEWORK VENDOR TO SUPPLY CASEWORK LISTED IN THE CASEWORK SCHEDULE, UNLESS OTHERWISE NOTED.
- CASEWORK VENDOR TO PROVIDE COMPLETE SHOP DRAWINGS AND INSTALLATION PACKAGE TO GENERAL CONTRACTOR TO FACILITATE PROPER INSTALLATION.
- ALL CASEWORK BOX BASE / TOE KICKS SHALL BE SET AND LEVELED USING 1/4" (6 MM) NON-ABSORBENT PLASTIC SHIMS PROVIDED BY CASEWORK VENDOR.
- SEE WALL FINISH PLAN FOR LOCATION, TAGGING, AND FINISH SCHEDULES OF APPLIED WALL TREATMENTS.
- SEE REFLECTED CEILING PLAN FOR CASEWORK SOFFIT LOCATIONS.
- REFERENCE PLUMBING AND ELECTRICAL PLANS FOR PLACEMENT OF ELECTRICAL DATA AND PLUMBING ON FRONT AND BACKLINE OF BAR.

LEGEND

- INDICATES STAINLESS STEEL (SST) COUNTERTOP
- INDICATES SOLID SURFACE (SS) COUNTERTOP
- DATUM POINT
- CASEWORK TAG



STARBUCKS®
2401 UTAH AVENUE SOUTH
SEATTLE, WASHINGTON 98134
(206) 318-1575

THESE DRAWINGS AND THE PROJECT MANUAL ARE CONFIDENTIAL AND SHALL REMAIN THE SOLE PROPERTY OF STARBUCKS CORPORATION, WHICH IS THE OWNER OF THE COPYRIGHT IN THIS WORK. THEY SHALL NOT BE REPRODUCED (IN WHOLE OR IN PART), SHARED WITH THIRD PARTIES OR USED IN ANY MANNER ON OTHER PROJECTS OR EXTENSIONS TO THIS PROJECT WITHOUT THE PRIOR WRITTEN CONSENT OF STARBUCKS CORPORATION. THESE DRAWINGS AND SPECIFICATIONS ARE INTENDED TO EXPRESS DESIGN INTENT FOR A PROTOTYPICAL STARBUCKS STORE (WHICH IS SUBJECT TO CHANGE AT ANYTIME) AND DO NOT REFLECT ACTUAL SITE CONDITIONS. NEITHER PARTY SHALL HAVE ANY OBLIGATION NOR LIABILITY TO THE OTHER (EXCEPT STATED ABOVE) UNTIL A WRITTEN AGREEMENT IS FULLY EXECUTED BY BOTH PARTIES.

STARBUCKS TEMPLATE VERSION i2019.05.31



LIC. # - 184-007100
520 SOUTH MAIN ST, SUITE 2531
AKRON, OH 44311
P: 330-572-2100 F: 330-572-2101

GPD PROJECT NO: 2019262.11



signature
11/08/2019
date
expires 11-30-20

PROJECT NAME:
LAKE & EUCLID

PROJECT ADDRESS:
**711 LAKE STREET
OAK PARK, IL 60301**

STORE #: 13342
PROJECT #: 35371-050
ISSUE DATE: 11/08/2019
DESIGN MANAGER: N. TETREAULT
PRODUCTION DESIGNER: GPD GROUP
CHECKED BY:

Revision Schedule			
Rev	Date	By	Description

SHEET TITLE:
CASEWORK PLAN

SCALE: AS SHOWN

SHEET NUMBER:
1102

CASEWORK FINISH SCHEDULE			
ENGINE ZONE	MATERIAL DESCRIPTION	FINISH CODE	COMMENTS
COMPOSITE - WHISPER			
COUNTERTOPS - BACKBAR	COMPOSITE - WHISPER	CP0030	
COUNTERTOPS - ESPRESSO	COMPOSITE - WHISPER	CP0030	
COUNTERTOPS - FRONTBAR	COMPOSITE - WHISPER	CP0030	
COUNTERTOPS - SHROUD	COMPOSITE - WHISPER	CP0030	
METAL - FLAT BLACK POWDERCOAT			
CABINETS - DOOR PULL	METAL - FLAT BLACK POWDERCOAT	MT0028	
CABINETS - UNDERCOUNTER ICE BIN	METAL - FLAT BLACK POWDERCOAT	MT0028	
METAL - STAINLESS STEEL - BRUSHED			
CABINETS - CABINET LEG	METAL - STAINLESS STEEL - BRUSHED	#4 BRUSHED 16GA	
CABINETS - UNDERCOUNTER ICE BIN	METAL - STAINLESS STEEL - BRUSHED	#4 BRUSHED 16GA	
COUNTERTOPS - HAND SINK	METAL - STAINLESS STEEL - BRUSHED	#4 BRUSHED 16GA	
WILSONART: NATURAL RECON			
CABINETS - UNDERCOUNTER	WILSONART: NATURAL RECON	PXL001	
WOOD - 2.5" PLANKS			
FINISH PANELS - FRONTBAR	WOOD - 2.5" PLANKS	XWD0073	

CASEWORK CABINET BASE SCHEDULE			
DESIGN ID	COUNT	BASE OPTION	DESCRIPTION
11945	1	Other	CABINET - 12IN 305MM
17574	2	Box Base	CABINET - SINK OR ICE - 15IN 380MM
17574	1	Other	CABINET - SINK OR ICE - 15IN 380MM
17575	1	Box Base	CABINET - SINK OR ICE - 20IN 510MM
17741	5	Other	CABINET - 15IN 380MM
17743	2	Other	CABINET - POS - 30IN 760MM
17744	1	Box Base	CABINET - POS BRIDGE - 22IN 560MM
17745	1	Other	CABINET - DRAWER - 15IN 380MM
17747	1	Other	CABINET - TRASH - 15IN 380MM
19279	1	Box Base	CABINET - ESPRESSO CUBBY WITH OPEN BACK - 10IN 255MM
19280	1	Box Base	CABINET - ESPRESSO CUBBY WITH OPEN BACK - 15IN 380MM
X19342	1	Box Base	CUSTOM CABINET - SHALLOW - 40IN
X19344	2	Box Base	CUSTOM CABINET - SHALLOW - 30IN
X19344	1	Other	CUSTOM CABINET - SHALLOW - 30IN

CASEWORK SCHEDULE - "C"					
DESIGN ID	COUNT	DESCRIPTION	FURN. BY	INST. BY	COMMENTS
X91106	150	ROUND DOWELS	SB	GC	1" -1/2 ROUND DOWELS PAINTED, REFER TO INTERIOR ELEVATIONS AND DETAILS. GC TO VERIFY PRIOR TO PROCUREMENT AND INSTALLATION, GC TO PROVIDE BLOCKING AS NECESSARY
CABINET					
11945	1	CABINET - 12IN 305MM	SB	GC	
17574	3	CABINET - SINK OR ICE - 15IN 380MM	SB	GC	
17575	1	CABINET - SINK OR ICE - 20IN 510MM	SB	GC	
17580	2	CABINET - CBE SHELF - 29X14IN 735X355MM - FLAT BLACK MT0028	SB	GC	
17581	1	CABINET - CBE SHELF - 22X10IN 560X255MM - FLAT BLACK MT0028	SB	GC	
17741	5	CABINET - 15IN 380MM	SB	GC	
17743	2	CABINET - POS - 30IN 760MM	SB	GC	
17744	1	CABINET - POS BRIDGE - 22IN 560MM	SB	GC	
17745	1	CABINET - DRAWER - 15IN 380MM	SB	GC	
17747	1	CABINET - TRASH - 15IN 380MM	SB	GC	
19279	1	CABINET - ESPRESSO CUBBY WITH OPEN BACK - 10IN 255MM	SB	GC	
19280	1	CABINET - ESPRESSO CUBBY WITH OPEN BACK - 15IN 380MM	SB	GC	
19281	1	CABINET - ICE BIN STAINLESS - 20IN 510MM	SB	GC	
X19342	1	CUSTOM CABINET - SHALLOW - 40IN	SB	GC	
X19344	3	CUSTOM CABINET - SHALLOW - 30IN	SB	GC	
CAFE					
20129	1	CONDIMENT CART THREE DROP - WALNUT AND WHITE WD0077 CP0002	SB	GC	
20365	1	WALL BAY 2 UNIT - LH - 54IN 1370MM - WHITE OAK WD0073	SB	GC	
COUNTERTOP					
17577	1	COUNTERTOP - CBE SOLID SURFACE - RF - 111IN 2820MM	SB	GC	
17809	1	COUNTERTOP - HAND SINK WITH LOW SPLASH STAINLESS - 15IN 380MM	SB	GC	
17828	3	COUNTERTOP - BACKSPLASH - VARIABLE LENGTH	SB	GC	
17837	1	COUNTERTOP - WARMING SOLID SURFACE - 75IN 1905MM	SB	GC	
18722	1	COUNTERTOP - BREW WITH TRASH DROP - LF - 105IN 2665MM	SB	GC	
20052	1	COUNTERTOP - FRONTBAR NITRO - LH - 30IN 760MM	SB	GC	
X17830	1	CUSTOM COUNTERTOP - POS - 78IN	SB	GC	
X19282	1	CUSTOM COUNTERTOP - ESPRESSO METRO - 112IN	SB	GC	
X19283	1	CUSTOM COUNTERTOP - FRONTBAR CAP - 112IN	SB	GC	
X19488	1	CUSTOM COUNTERTOP	SB	GC	
CUSTOM DIEWALL					
X19566	1	CUSTOM DIEWAL	SB	GC	
DIEWALL					
17831	1	DIEWALL - POS - 82IN 2085MM	SB	GC	
19285	1	DIEWALL - ESPRESSO - 108IN 2745MM	SB	GC	
X17972	1	CUSTOM DIEWALL - SIDELINE - RH	SB	GC	
X19563	1	CUSTOM DIEWALL	SB	GC	
X19564	1	CUSTOM DIEWALL	SB	GC	
X19565	1	CUSTOM DIEWAL	SB	GC	
OTHER					
11155	2	ESPRESSO MACHINE PUMP MOUNT - 10X10IN 255X255MM	SB	GC	
20633	1	COUNTERTOP SUPPORT LEG SLIM	SB	GC	
X19284	1	CUSTOM SHROUD - 112IN	SB	GC	
X19287	1	CUSTOM SNEEZE GUARD - 112IN	SB	GC	
PANEL					
17832	1	PANEL - 82IN 2085MM	SB	GC	
18854	1	PANEL - 30IN 760MM	SB	GC	
19286	1	PANEL - 108IN 2745MM	SB	GC	
X18854	1	CUSTOM PANEL	SB	GC	
X18855	1	CUSTOM PANE	SB	GC	
X18856	1	CUSTOM PANEL	SB	GC	
X18857	1	CUSTOM PANEL	SB	GC	
TRIM					
X93015	3	3/4" WD0073 TRIM	GC	GC	3/4" THICK WHITE OAK FRAME, EXTEND 1/2" BEYOND OPENING, REFER TO PLANS AND ELEVATIONS, GC TO VERIFY PRIOR TO PROCUREMENT AND INSTALLATION, GC TO PROVIDE BLOCKING AS NECESSARY




STARBUCKS®
2401 UTAH AVENUE SOUTH
SEATTLE, WASHINGTON 98134
(206) 318-1575

THESE DRAWINGS AND THE PROJECT MANUAL ARE CONFIDENTIAL AND SHALL REMAIN THE SOLE PROPERTY OF STARBUCKS CORPORATION, WHICH IS THE OWNER OF THE COPYRIGHT IN THIS WORK. THEY SHALL NOT BE REPRODUCED (IN WHOLE OR IN PART), SHARED WITH THIRD PARTIES OR USED IN ANY MANNER ON OTHER PROJECTS OR EXTENSIONS TO THIS PROJECT WITHOUT THE PRIOR WRITTEN CONSENT OF STARBUCKS CORPORATION. THESE DRAWINGS AND SPECIFICATIONS ARE INTENDED TO EXPRESS DESIGN INTENT FOR A PROTOTYPICAL STARBUCKS STORE (WHICH IS SUBJECT TO CHANGE AT ANYTIME) AND DO NOT REFLECT ACTUAL SITE CONDITIONS. NEITHER PARTY SHALL HAVE ANY OBLIGATION NOR LIABILITY TO THE OTHER (EXCEPT STATED ABOVE) UNTIL A WRITTEN AGREEMENT IS FULLY EXECUTED BY BOTH PARTIES.

STARBUCKS TEMPLATE VERSION i2019.05.31



GPD PROJECT NO: 2019262.11



signature
11/08/2019
date
expires 11-30-20__

PROJECT NAME:
LAKE & EUCLID

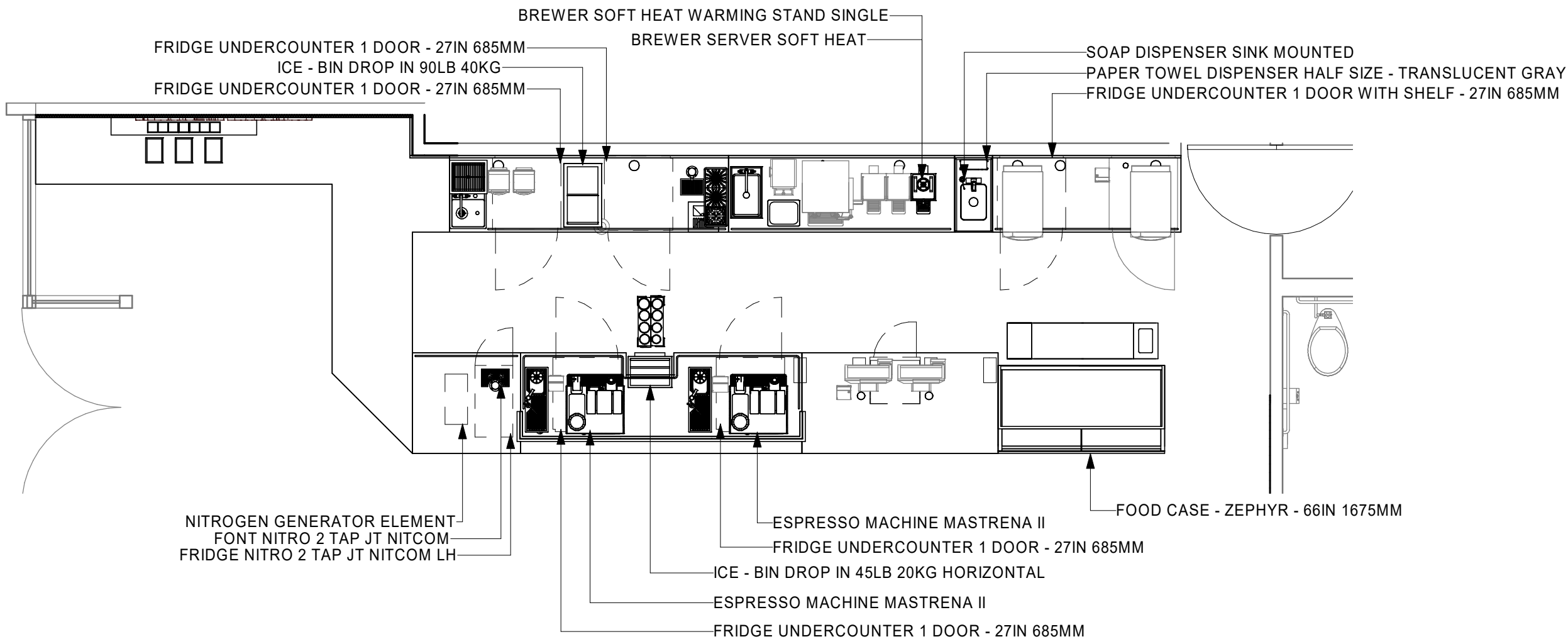
PROJECT ADDRESS:
**711 LAKE STREET
OAK PARK, IL 60301**

STORE #: 13342
PROJECT #: 35371-050
ISSUE DATE: 11/08/2019
DESIGN MANAGER: N. TETREAULT
PRODUCTION DESIGNER: GPD GROUP
CHECKED BY:

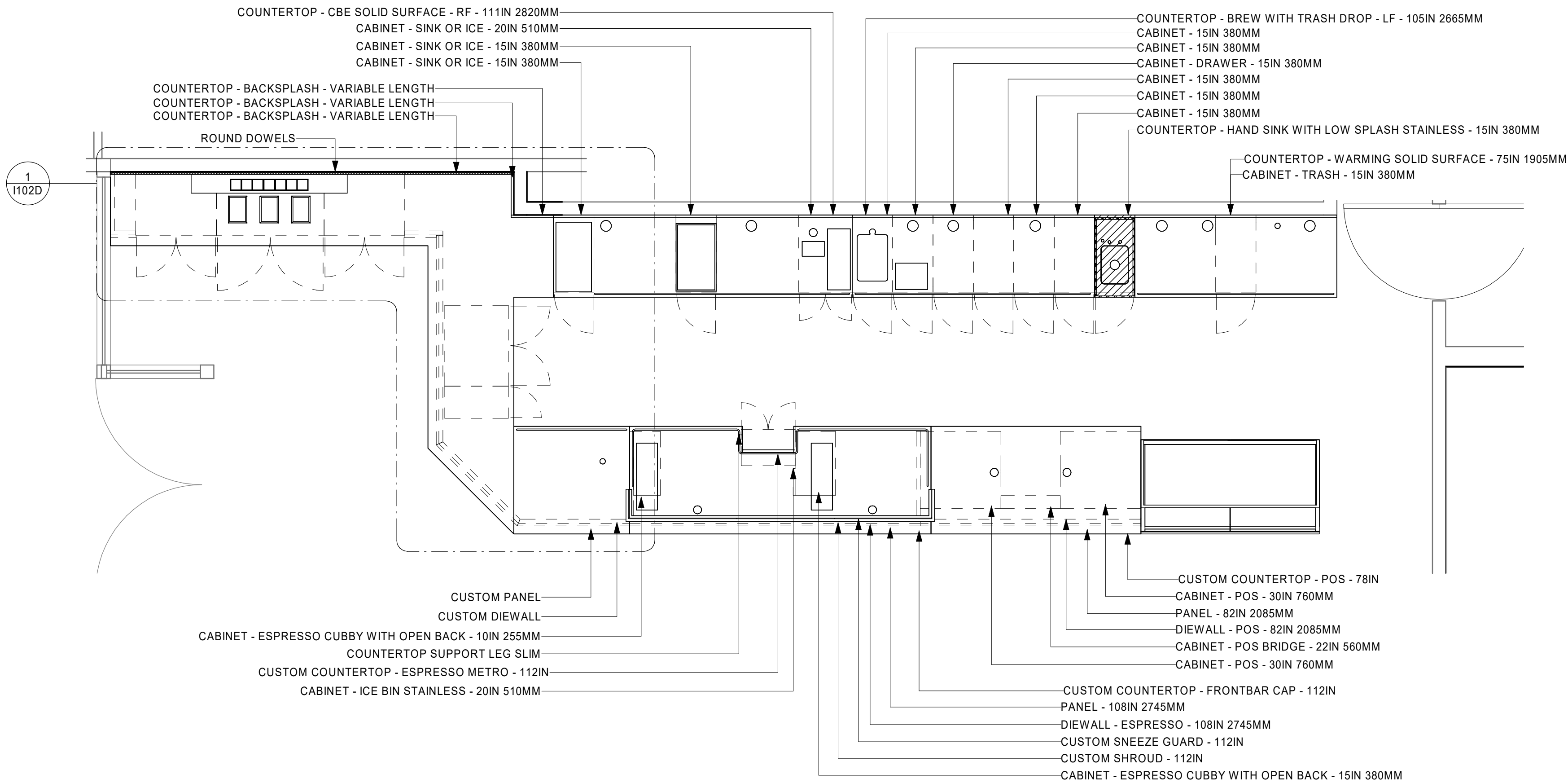
Revision Schedule			
Rev	Date	By	Description

SHEET TITLE:
CASEWORK AND EQUIP. SCHEDULES
SCALE: AS SHOWN

SHEET NUMBER:
1102B



2 1ST FLOOR - FURNITURE, FIXTURES, AND EQUIPMENT PLAN
Scale: 1/4" = 1'-0"



1 1ST FLOOR - ENLARGED CASEWORK PLAN
Scale: 3/8" = 1'-0"



STARBUCKS®
2401 UTAH AVENUE SOUTH
SEATTLE, WASHINGTON 98134
(206) 318-1575

THESE DRAWINGS AND THE PROJECT MANUAL ARE CONFIDENTIAL AND SHALL REMAIN THE SOLE PROPERTY OF STARBUCKS CORPORATION, WHICH IS THE OWNER OF THE COPYRIGHT IN THIS WORK. THEY SHALL NOT BE REPRODUCED (IN WHOLE OR IN PART), SHARED WITH THIRD PARTIES OR USED IN ANY MANNER ON OTHER PROJECTS OR EXTENSIONS TO THIS PROJECT WITHOUT THE PRIOR WRITTEN CONSENT OF STARBUCKS CORPORATION. THESE DRAWINGS AND SPECIFICATIONS ARE INTENDED TO EXPRESS DESIGN INTENT FOR A PROTOTYPICAL STARBUCKS STORE (WHICH IS SUBJECT TO CHANGE AT ANYTIME) AND DO NOT REFLECT ACTUAL SITE CONDITIONS. NEITHER PARTY SHALL HAVE ANY OBLIGATION NOR LIABILITY TO THE OTHER (EXCEPT STATED ABOVE) UNTIL A WRITTEN AGREEMENT IS FULLY EXECUTED BY BOTH PARTIES.

STARBUCKS TEMPLATE VERSION i2019.05.31



GPD PROJECT NO: 2019262.11



signature
11/08/2019
date
expires 11-30-20

PROJECT NAME:
LAKE & EUCLID

PROJECT ADDRESS:
711 LAKE STREET
OAK PARK, IL 60301

STORE #: 13342
PROJECT #: 35371-050
ISSUE DATE: 11/08/2019
DESIGN MANAGER: N. TETREULT
PRODUCTION DESIGNER: GPD GROUP
CHECKED BY:

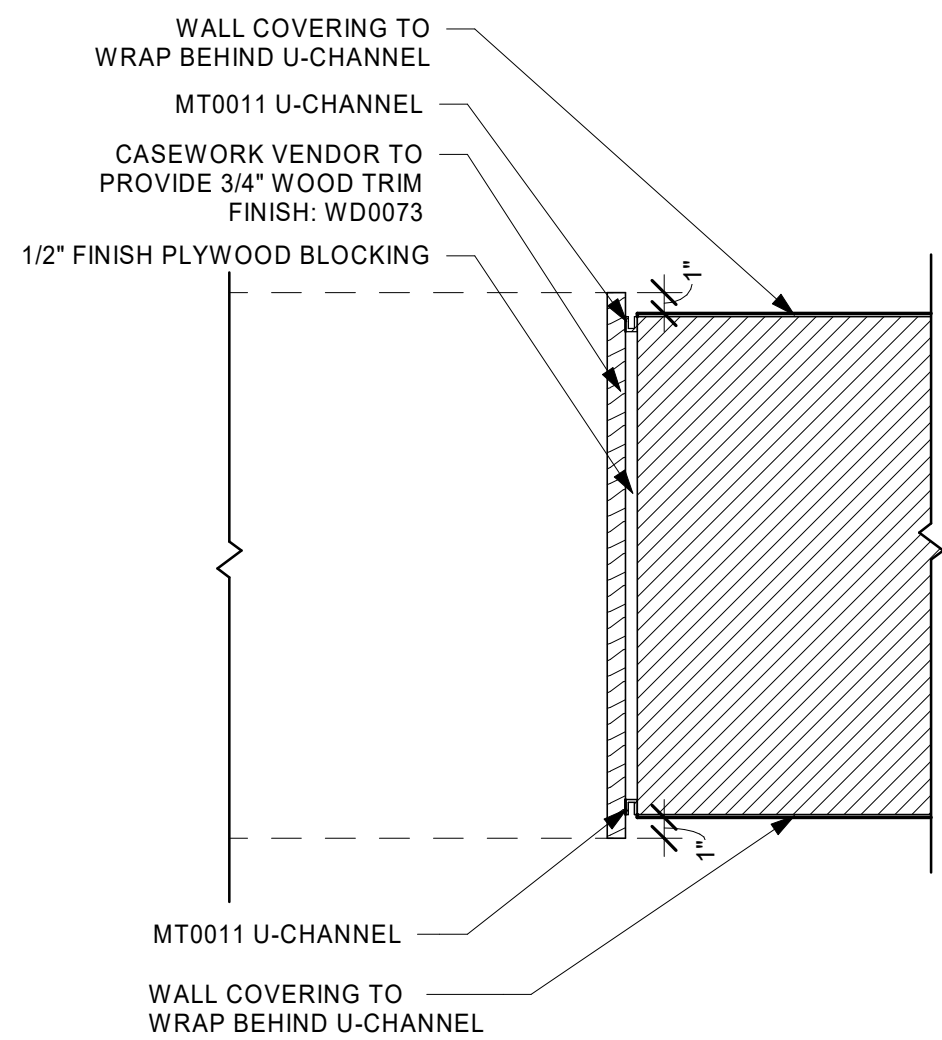
Revision Schedule			
Rev	Date	By	Description

SHEET TITLE:
ENLARGED FRONTBAR PLAN

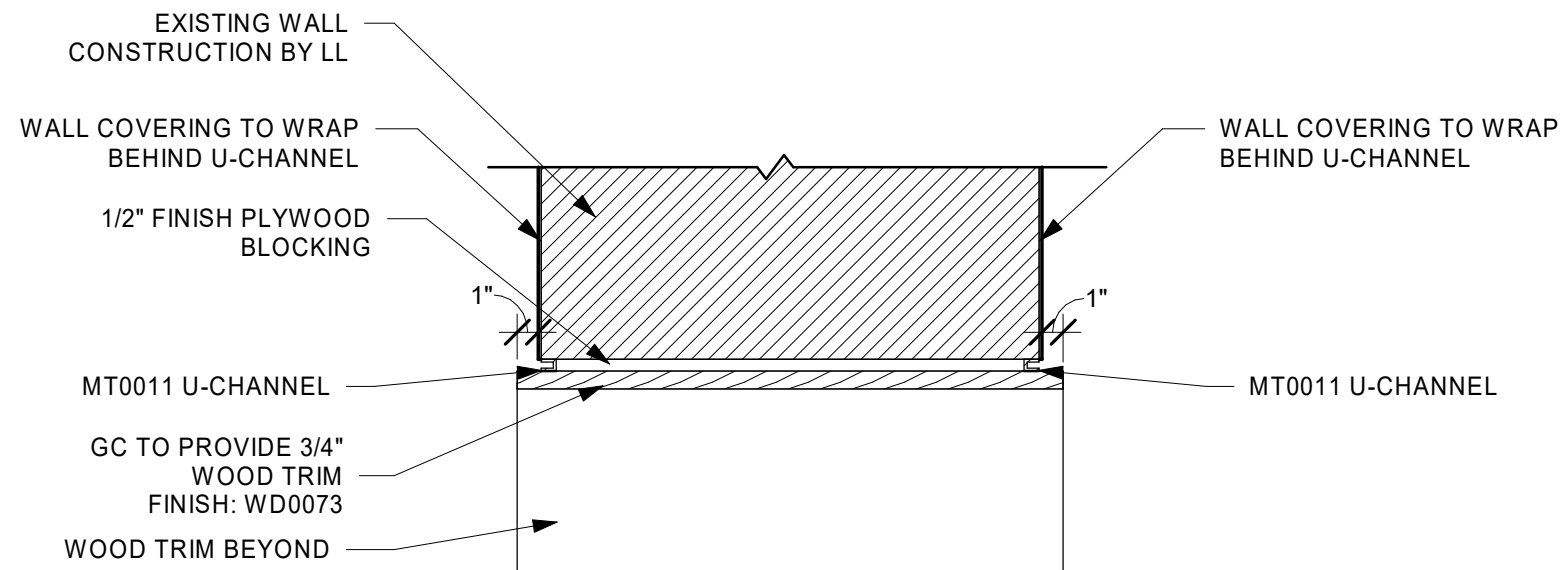
SCALE: AS SHOWN

SHEET NUMBER:

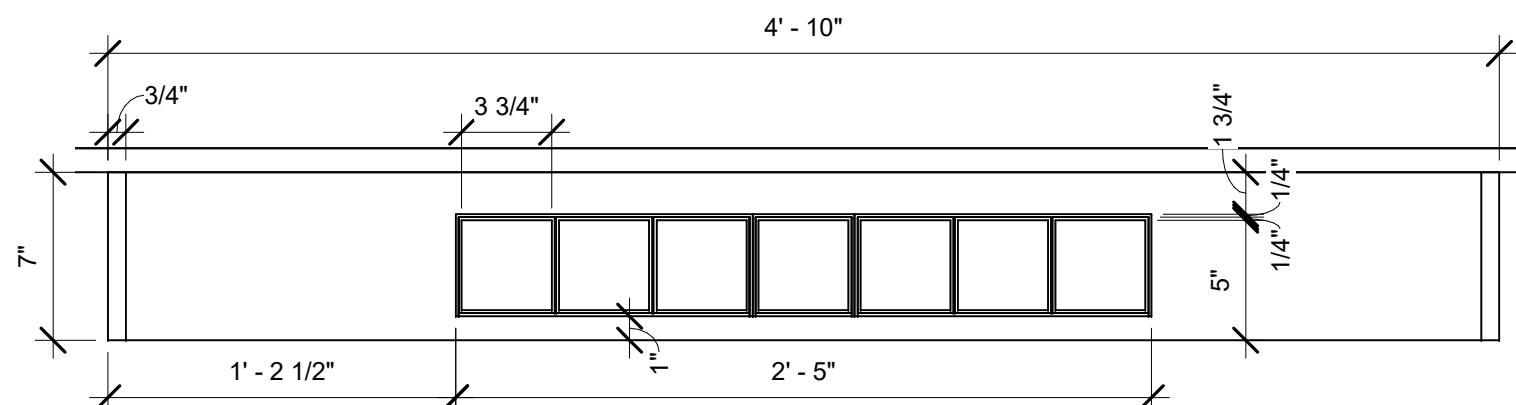
1102C



3 VERTICAL TRIM
Scale: 1 1/2" = 1'-0"



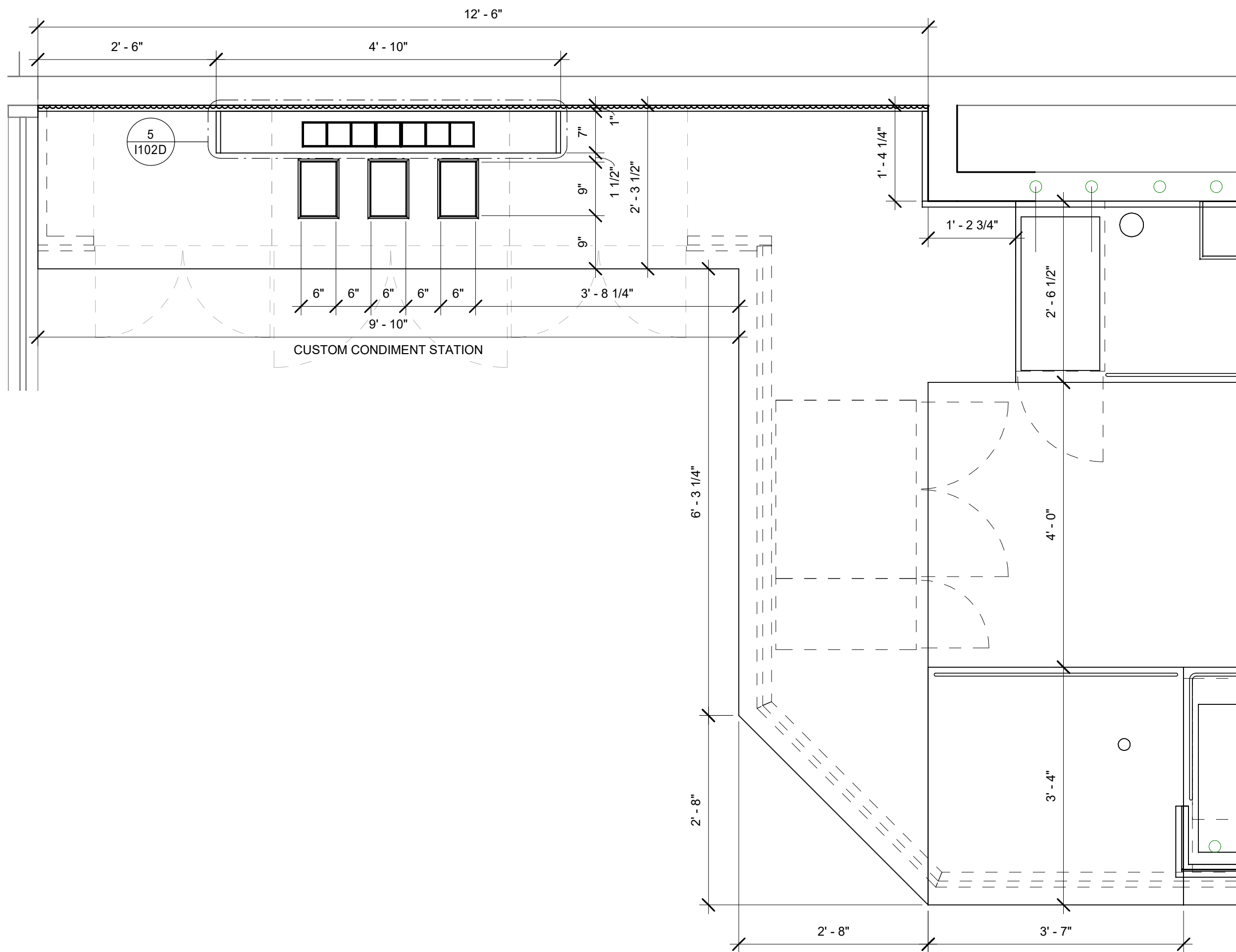
4 HORIZONTAL TRIM
Scale: 1 1/2" = 1'-0"



5 CUSTOM CONDIMENT STATION TOP DETAIL
Scale: 1 1/2" = 1'-0"



1 3D CUSTOM BAR
Scale:



2 1ST FLOOR - ENLARGED CASEWORK PLAN & CONDIMENT STATION
Scale: 3/4" = 1'-0"




STARBUCKS®
2401 UTAH AVENUE SOUTH
SEATTLE, WASHINGTON 98134
(206) 318-1575

THESE DRAWINGS AND THE PROJECT MANUAL ARE CONFIDENTIAL AND SHALL REMAIN THE SOLE PROPERTY OF STARBUCKS CORPORATION, WHICH IS THE OWNER OF THE COPYRIGHT IN THIS WORK. THEY SHALL NOT BE REPRODUCED (IN WHOLE OR IN PART), SHARED WITH THIRD PARTIES OR USED IN ANY MANNER ON OTHER PROJECTS OR EXTENSIONS TO THIS PROJECT WITHOUT THE PRIOR WRITTEN CONSENT OF STARBUCKS CORPORATION. THESE DRAWINGS AND SPECIFICATIONS ARE INTENDED TO EXPRESS DESIGN INTENT FOR A PROTOTYPICAL STARBUCKS STORE (WHICH IS SUBJECT TO CHANGE AT ANYTIME) AND DO NOT REFLECT ACTUAL SITE CONDITIONS. NEITHER PARTY SHALL HAVE ANY OBLIGATION NOR LIABILITY TO THE OTHER (EXCEPT STATED ABOVE) UNTIL A WRITTEN AGREEMENT IS FULLY EXECUTED BY BOTH PARTIES.

STARBUCKS TEMPLATE VERSION i2019.05.31



GPD PROJECT NO: 2019262.11



signature
11/08/2019
date
expires 11-30-20

PROJECT NAME:
LAKE & EUCLID

PROJECT ADDRESS:
711 LAKE STREET
OAK PARK, IL 60301

STORE #: 13342
PROJECT #: 35371-050
ISSUE DATE: 11/08/2019
DESIGN MANAGER: N. TETREALT
PRODUCTION DESIGNER: GPD GROUP
CHECKED BY:

Revision Schedule			
Rev	Date	By	Description

SHEET TITLE:
**CUSTOM CASEWORK
DETAILS**
SCALE: AS SHOWN















SHEET NUMBER:
1102D

LIGHTING FIXTURE SCHEDULE - "L"						
DESIGN ID	COUNT	DESCRIPTION	FURN. BY	INST. BY	BULB	COMMENTS
ADDITIONAL LIGHTING EQUIP.						
CL1	1	CURRENT LIMITER FOR R SERIES TRACK - MINI END FEED COLOR TO MATCH TRACK	SB	GC		JUNO TCL1 1 AMP CURRENT LIMITER - WHITE
CL4	1	CURRENT LIMITER FOR R SERIES TRACK - MINI END FEED COLOR TO MATCH TRACK	SB	GC		JUNO TCL4 4 AMP CURRENT LIMITER - WHITE
PP	1	100 WATT POWER PACK - VENDOR SPECIFIC	SB	GC		POWER PACK FOR LED STRIP LIGHTS
EXIT						
11190	3	EXIT - EMERGENCY LIGHT - WHITE	SB	GC	INTEGRATED LED	LITHONIA #AFN
X0001	1	EXIT LED EXIT SIGN	SB	GC	INTEGRATED LED	JUNO: #NXPB-3-R-WH (OR STARBUCKS STANDARD EQUAL)
RECESSED CAN						
19023	22	CAN - LED MOUNTING FRAME - 2IN 50MM - NEW CEILING	SB	GC		
19026	22	CAN - LED DOWNLIGHT CONE WITH DRIVER - 2IN 50MM - WHITE - 600LM SPOT	SB	GC	INTEGRATED LED	DRIVER: JUNO #2LEDDRIVER-G2-06LM-120-FRPC TRIM: JUNO #2LEDTRIM-G2-DC-27K-90CRI-SP-WWH
SCONCE						
X0002	3	SCONCE - ALLEGHENY INDOOR/OUTDOOR	SB	GC	(1) LED 5W 2700K (INCLUDED) OR EQUAL	BUTTERSCOTCH FINISH, LITE SITE SKU: 708774
X654053	2	SCONCE - ROLL AND HILL RAINBOW - POLISHED BRASS	SB	GC	INTEGRATED LED	ROLL AND HILL RAINBOW
STRIP						
14410	1	STRIP - LED TAPE - VARIABLE LENGTH	SB	GC	INTEGRATED LED	28'-2 1/2" LENGTH, FIELD TRIMMABLE TO 6IN LENGTHS
TRACK						
12934	2	TRACK - WITH CONNECTORS - 4FT 122CM - WHITE	SB	GC		JUNO #R4WH
12935	3	TRACK - WITH CONNECTORS - 8FT 244CM - WHITE	SB	GC		(2) JUNO #R4WH
12944	2	TRACK - WITH CONNECTORS - 16FT 488CM - WHITE	SB	GC		(4) JUNO #R4WH
19069	34	TRACK - LED FIXTURE - 2IN 50MM - WHITE - 600LM SPOT	SB	GC	INTEGRATED LED	GE: #LTC-ID-A-1-06-SP-9-27-P-Q-J1-WHITE
19087	34	TRACK - HEX CELL LOUVER - 2IN 50MM	SB	GC		

PAINT SCHEDULE					
DESIGN ID	DESCRIPTION	LRV	FURN. BY	INST. BY	COMMENTS
SW6071	SW6071 POPULAR GRAY	62	GC	GC	
SW6171	SW6171 CHATROOM	41	GC	GC	SW USE PRIMER CP-1; NCS - S 1005-Y20R; AKZO NOBEL - 44YY 70/110
X91573	WILSON ART: FROSTY WHITE	39	GC	GC	LAMINATE

CEILING TREATMENT SCHEDULE - "U"					
DESIGN ID	AREA	DESCRIPTION	FURN. BY	INST. BY	COMMENTS
PAINT					
SW6071	136 SF	SW6071 POPULAR GRAY	GC	GC	
SW6171	345 SF	SW6171 CHATROOM	GC	GC	SW USE PRIMER CP-1; NCS - S 1005-Y20R; AKZO NOBEL - 44YY 70/110
WALL COVERING					
18975	1 SF	VINYL WALL PROTECTION - UPLIFT - BONE WHITE	SB	GC	

LEGEND

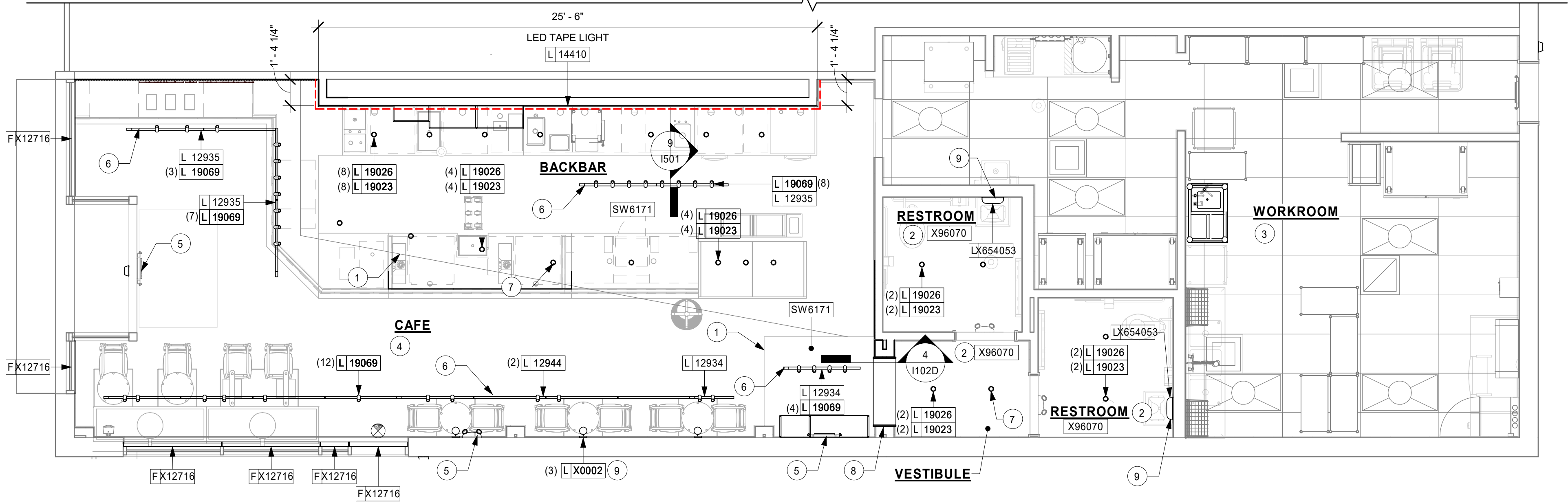
-  ELEVATION DATUM
-  TRACK LIGHTING
-  STRIP LIGHTING
-  PENDANT LIGHT
-  RECESSED CAN LIGHT
-  ADJUSTABLE RECESSED CAN LIGHT
-  TROFFER
-  WALL SCONCE
-  EXIT SECURITY LIGHT
-  MUSIC SYSTEM SPEAKER
-  WIFI ACCESS POINT (WAP)
-  SECURITY CAMERA
-  SUPPLY AIR
-  RETURN AIR

GENERAL NOTES

- IF REQUIRED BY LOCAL CODE, GENERAL CONTRACTOR TO PROVIDE SEMI-RECESSED SPRINKLER HEADS WITH POLISHED CHROME ESCUTCHEONS CENTERED IN ACOUSTICAL CEILING TILE. IF PENDANT HEADS ARE REQUIRED IN GWB SOFFIT OVER FRONTBAR, CONCEAL SUPPLY PIPING WITHIN SOFFIT. GENERAL CONTRACTOR TO SUBMIT SPRINKLER LAYOUT TO STARBUCKS' CONSTRUCTION MANAGER FOR APPROVAL PRIOR TO INSTALLATION.
- LEAVE TEN (10) ADDITIONAL RETAIL CEILING TILES TO MATCH RETAIL CEILING PAINT COLOR ABOVE THE WORKROOM CEILING AT MANAGER'S DESK FOR FUTURE USE.
- PROVIDE GROMMET AT ACOUSTIC CEILING PENETRATIONS FOR FIXTURES OF SUPPORTS.
- HEATING, VENTILATING AND AIR CONDITIONING SHOWN ON THIS PLAN PROVIDED FOR REFERENCE ONLY. SEE MECHANICAL DRAWINGS FOR ADDITIONAL INFORMATION.
- DIFFUSERS AND RETURNS IN ACOUSTICAL CEILING TILE TO BE CENTERED IN TILE AND PAINTED TO MATCH ADJACENT FINISHES (TYP.).
- PAINT ALL EXPOSED HVAC DUCTS, HVAC DIFFUSERS, LIGHT TRIM RINGS, PIPING, CONDUIT AND JUNCTION BOXES THE SAME COLOR AS SPECIFIED ON SURROUNDING CEILING OR SOFFIT UNLESS OTHERWISE NOTED. TYPICAL THROUGHOUT RETAIL AREA OF STORE.
- PAINT SUBSTITUTIONS ARE NOT ALLOWED. USE STARBUCKS' NATIONAL ACCOUNT "COLOR CODE" WHEN ORDERING PAINTS.

KEYED NOTES

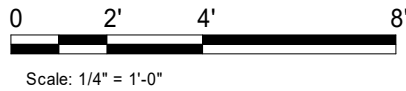
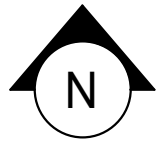
- EXISTING GWB SOFFIT WITH SMOOTH FINISH (PAINT AS SCHEDULED).
- EXISTING GWB CEILING. PAINT CEILING DIFFUSERS AS INDICATED.
- NOT IN SCOPE OF WORK
- EXISTING DIFFUSERS PAINTED WITH SW6171- CHATROOM
- EMERGENCY AND EXIT LIGHT TO REMAIN
- TRACK LIGHTING FIXTURE, SEE INTERIOR ELEVATIONS FOR HEIGHTS, SEE ELECTRICAL FOR MORE INFORMATION
- RECESSED CAN LIGHT WITH HOUSING UNIT, SEE ELECTRICAL, TYP.
- WOOD TRIM, REFER TO ENLARGED ELEVATIONS AND DETAILS
- WALL SCONCE, SEE ELECTRICAL



1 1ST FLOOR - REFLECTED CEILING PLAN
Scale: 1/4" = 1'-0"

RESPONSIBILITY LEGEND

- GC GENERAL CONTRACTOR
- LL LANDLORD
- SB STARBUCKS




STARBUCKS®
2401 UTAH AVENUE SOUTH
SEATTLE, WASHINGTON 98134
(206) 318-1575


THESE DRAWINGS AND THE PROJECT MANUAL ARE CONFIDENTIAL AND SHALL REMAIN THE SOLE PROPERTY OF STARBUCKS CORPORATION, WHICH IS THE OWNER OF THE COPYRIGHT IN THIS WORK. THEY SHALL NOT BE REPRODUCED (IN WHOLE OR IN PART), SHARED WITH THIRD PARTIES OR USED IN ANY MANNER ON OTHER PROJECTS OR EXTENSIONS TO THIS PROJECT WITHOUT THE PRIOR WRITTEN CONSENT OF STARBUCKS CORPORATION. THESE DRAWINGS AND SPECIFICATIONS ARE INTENDED TO EXPRESS DESIGN INTENT FOR A PROTOTYPICAL STARBUCKS STORE (WHICH IS SUBJECT TO CHANGE AT ANYTIME) AND DO NOT REFLECT ACTUAL SITE CONDITIONS. NEITHER PARTY SHALL HAVE ANY OBLIGATION NOR LIABILITY TO THE OTHER (EXCEPT STATED ABOVE) UNTIL A WRITTEN AGREEMENT IS FULLY EXECUTED BY BOTH PARTIES.

STARBUCKS TEMPLATE VERSION i2019.05.31



GPD PROJECT NO: 2019262.11




signature
11/08/2019
date
expires 11-30-20__

PROJECT NAME:
LAKE & EUCLID

PROJECT ADDRESS:
**711 LAKE STREET
OAK PARK, IL 60301**

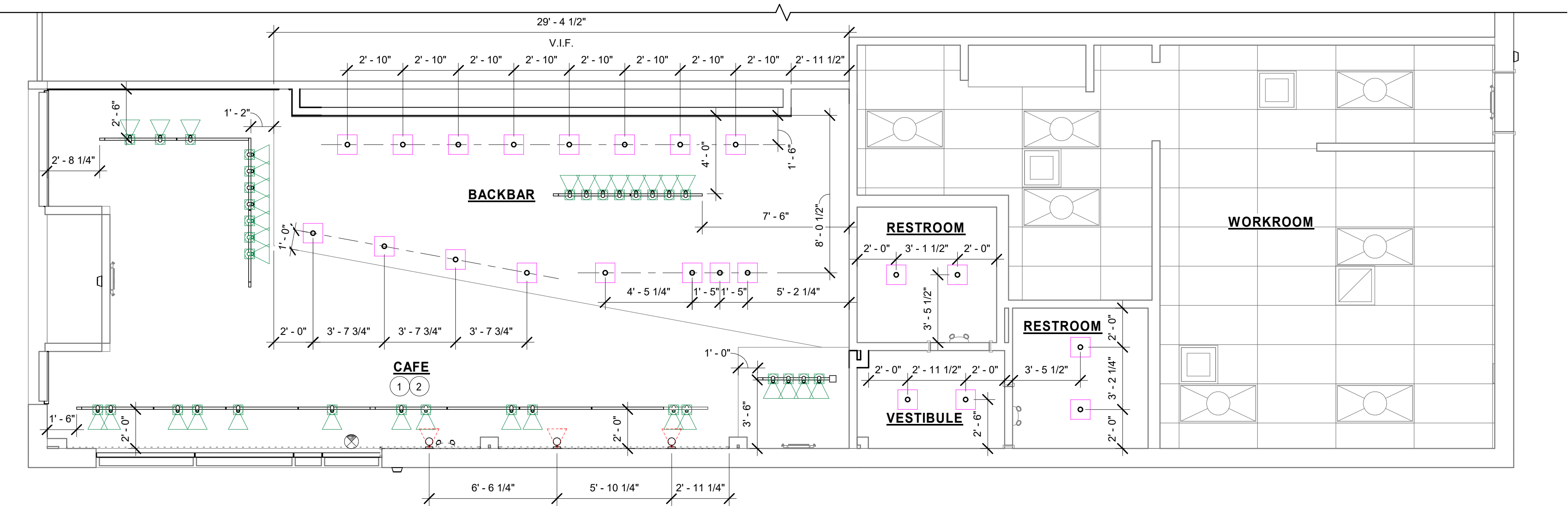
STORE #: 13342
PROJECT #: 35371-050
ISSUE DATE: 11/08/2019
DESIGN MANAGER: N. TETREAULT
PRODUCTION DESIGNER: GPD GROUP
CHECKED BY:

Revision Schedule			
Rev	Date	By	Description

SHEET TITLE:
**REFLECTED CEILING
PLAN**

SCALE: AS SHOWN

SHEET NUMBER:
1103



1 1ST FLOOR - LIGHTING PLAN
Scale: 1/4" = 1'-0"

LIGHTING FIXTURE SCHEDULE - "L"						
DESIGN ID	COUNT	DESCRIPTION	FURN. BY	INST. BY	BULB	COMMENTS
ADDITIONAL LIGHTING EQUIP.						
CL1	1	CURRENT LIMITER FOR R SERIES TRACK - MINI END FEED COLOR TO MATCH TRACK	SB	GC		JUNO TCL1 1 AMP CURRENT LIMITER - WHITE
CL4	1	CURRENT LIMITER FOR R SERIES TRACK - MINI END FEED COLOR TO MATCH TRACK	SB	GC		JUNO TCL4 4 AMP CURRENT LIMITER - WHITE
PP	1	100 WATT POWER PACK - VENDOR SPECIFIC	SB	GC		POWER PACK FOR LED STRIP LIGHTS
EXIT						
11190	3	EXIT - EMERGENCY LIGHT - WHITE	SB	GC	INTEGRATED LED	LITHONIA #AFN
X0001	1	EXIT LED EXIT SIGN	SB	GC	INTEGRATED LED	JUNO: #NXPB-3-R-WH (OR STARBUCKS STANDARD EQUAL)
RECESSED CAN						
19023	22	CAN - LED MOUNTING FRAME - 2IN 50MM - NEW CEILING	SB	GC		
19026	22	CAN - LED DOWNLIGHT CONE WITH DRIVER - 2IN 50MM - WHITE - 600LM SPOT	SB	GC	INTEGRATED LED	DRIVER: JUNO #2LEDDRIVER-G2-06LM-120-FRPC TRIM: JUNO #2LEDTRIM-G2-DC-27K-90CRI-SP-WWH
SCONCE						
X0002	3	SCONCE - ALLEGHENY INDOOR/OUTDOOR	SB	GC	(1) LED 5W 2700K (INCLUDED) OR EQUAL	BUTTERSCOTCH FINISH, LITE SITE SKU: 708774
X654053	2	SCONCE - ROLL AND HILL RAINBOW - POLISHED BRASS	SB	GC	INTEGRATED LED	ROLL AND HILL RAINBOW
STRIP						
14410	1	STRIP - LED TAPE - VARIABLE LENGTH	SB	GC	INTEGRATED LED	28'-2 1/2" LENGTH, FIELD TRIMMABLE TO 6IN LENGTHS
TRACK						
12934	2	TRACK - WITH CONNECTORS - 4FT 122CM - WHITE	SB	GC		JUNO #R4WH
12935	3	TRACK - WITH CONNECTORS - 8FT 244CM - WHITE	SB	GC		(2) JUNO #R4WH
12944	2	TRACK - WITH CONNECTORS - 16FT 488CM - WHITE	SB	GC		(4) JUNO #R4WH
19069	34	TRACK - LED FIXTURE - 2IN 50MM - WHITE - 600LM SPOT	SB	GC	INTEGRATED LED	GE: #LTC-ID-A-1-06-SP-9-27-P-Q-J1-WHITE
19087	34	TRACK - HEX CELL LOUVER - 2IN 50MM	SB	GC		

LIGHTING PLAN NOTES

- A. IF REQUIRED BY LOCAL CODE, GENERAL CONTRACTOR TO PROVIDE SEMI-RECESSED SPRINKLER HEADS WITH POLISHED CHROME ESCUTCHEONS CENTERED IN ACOUSTICAL CEILING TILE. IF PENDANT HEADS ARE REQUIRED IN GYPSUM SOFFIT OVER FRONTBAR, CONCEAL SUPPLY PIPING WITHIN SOFFIT. GENERAL CONTRACTOR TO SUBMIT SPRINKLER LAYOUT TO STARBUCKS' CONSTRUCTION MANAGER FOR APPROVAL PRIOR TO INSTALLATION.
- B. GENERAL CONTRACTOR TO PROVIDE AND LOCATE SPRINKLERS PER LOCAL CODES. CONTACT STARBUCKS CONSTRUCTION MANAGER IF DESIGN INTENT IS AFFECTED.
- C. WHERE ACOUSTICAL CEILING MEETS WALL, PROVIDE ANGLE WALL MOLDING FOR REVEAL. MATCH CEILING GRID COLOR WHEN APPLICABLE.
- D. LEAVE (10) ADDITIONAL RETAIL CEILING TILES, TO MATCH RETAIL CEILING PAINT COLOR, ABOVE THE WORKROOM CEILING AT MANAGER'S DESK FOR FUTURE USE.
- E. PROVIDE GROMMET AT ALL CEILING PENETRATIONS FOR FIXTURES OR SUPPORTS.
- F. HEATING, VENTILATING, AND AIR CONDITIONING (HVAC) EXTENSIONS TO THIS PROJECT WITHOUT THE PRIOR WRITTEN CONSENT OF STARBUCKS CORPORATION. THESE DRAWINGS AND SPECIFICATIONS ARE INTENDED TO EXPRESS DESIGN INTENT FOR A PROTOTYPICAL STARBUCKS STORE (WHICH IS SUBJECT TO CHANGE AT ANYTIME) AND DO NOT REFLECT ACTUAL SITE CONDITIONS. NEITHER PARTY SHALL HAVE ANY OBLIGATION NOR LIABILITY TO THE OTHER (EXCEPT STATED ABOVE) UNTIL A WRITTEN AGREEMENT IS FULLY EXECUTED BY BOTH PARTIES.
- J. PAINT SUBSTITUTIONS ARE NOT ALLOWED. USE STARBUCKS' NATIONAL ACCOUNT "COLOR CODE" WHEN ORDERING PAINTS.
- K. SEE LIGHTING DESIGN PLAN FOR LIGHTING SCHEDULE, FIXTURE TYPES AND DIMENSIONED LOCATIONS.
- L. ADJUST EACH TRACK HEAD AT MENU BOARD LIGHTING SO LIGHT BEAMS ARE POINTING CONSISTENTLY, JUST BELOW THE CENTER OF EACH MENU BOARD PANEL.. ADJUST FOCUS OF ALL TRACK AND RECESSED DIRECTIONAL LIGHTING TO FULLY ILLUMINATE ALL ARTWORK, MENU BOARDS, AND MERCHANDISE BAYS.
- M. ALL FIXTURES IN FOOD PREPARATION AREA SHALL HAVE SHATTERPROOF LAMPS IF THE FIXTURE IS NOT LENSED.
- N. CENTER EMERGENCY/EXIT LIGHTS ABOVE DOORS, UON.

SHEET NOTES

1. OPEN STRUCTURE ABOVE
2. EXPOSED STRUCTURE AND DUCTWORK TO BE PAINTED SW6171 - CHATROOM

LIGHTING LEGEND

- CAN FIXTURE: SPOT (2" DID 19026)
- TRACK HEAD: SPOT (2" HOUSING DID 19069)
- WALL SCONCE: DID X0002



STARBUCKS®
2401 UTAH AVENUE SOUTH
SEATTLE, WASHINGTON 98134
(206) 318-1575

THESE DRAWINGS AND THE PROJECT MANUAL ARE CONFIDENTIAL AND SHALL REMAIN THE SOLE PROPERTY OF STARBUCKS CORPORATION, WHICH IS THE OWNER OF THE COPYRIGHT IN THIS WORK. THEY SHALL NOT BE REPRODUCED (IN WHOLE OR IN PART), SHARED WITH THIRD PARTIES OR USED IN ANY MANNER ON OTHER PROJECTS OR EXTENSIONS TO THIS PROJECT WITHOUT THE PRIOR WRITTEN CONSENT OF STARBUCKS CORPORATION. THESE DRAWINGS AND SPECIFICATIONS ARE INTENDED TO EXPRESS DESIGN INTENT FOR A PROTOTYPICAL STARBUCKS STORE (WHICH IS SUBJECT TO CHANGE AT ANYTIME) AND DO NOT REFLECT ACTUAL SITE CONDITIONS. NEITHER PARTY SHALL HAVE ANY OBLIGATION NOR LIABILITY TO THE OTHER (EXCEPT STATED ABOVE) UNTIL A WRITTEN AGREEMENT IS FULLY EXECUTED BY BOTH PARTIES.

STARBUCKS TEMPLATE VERSION i2019.05.31



GPD PROJECT NO: 2019262.11



signature
11/08/2019
date
expires 11-30-20

PROJECT NAME:
LAKE & EUCLID

PROJECT ADDRESS:
**711 LAKE STREET
OAK PARK, IL 60301**

STORE #: 13342
PROJECT #: 35371-050
ISSUE DATE: 11/08/2019
DESIGN MANAGER: N. TETREALT
PRODUCTION DESIGNER: GPD GROUP
CHECKED BY:

Revision Schedule			
Rev	Date	By	Description

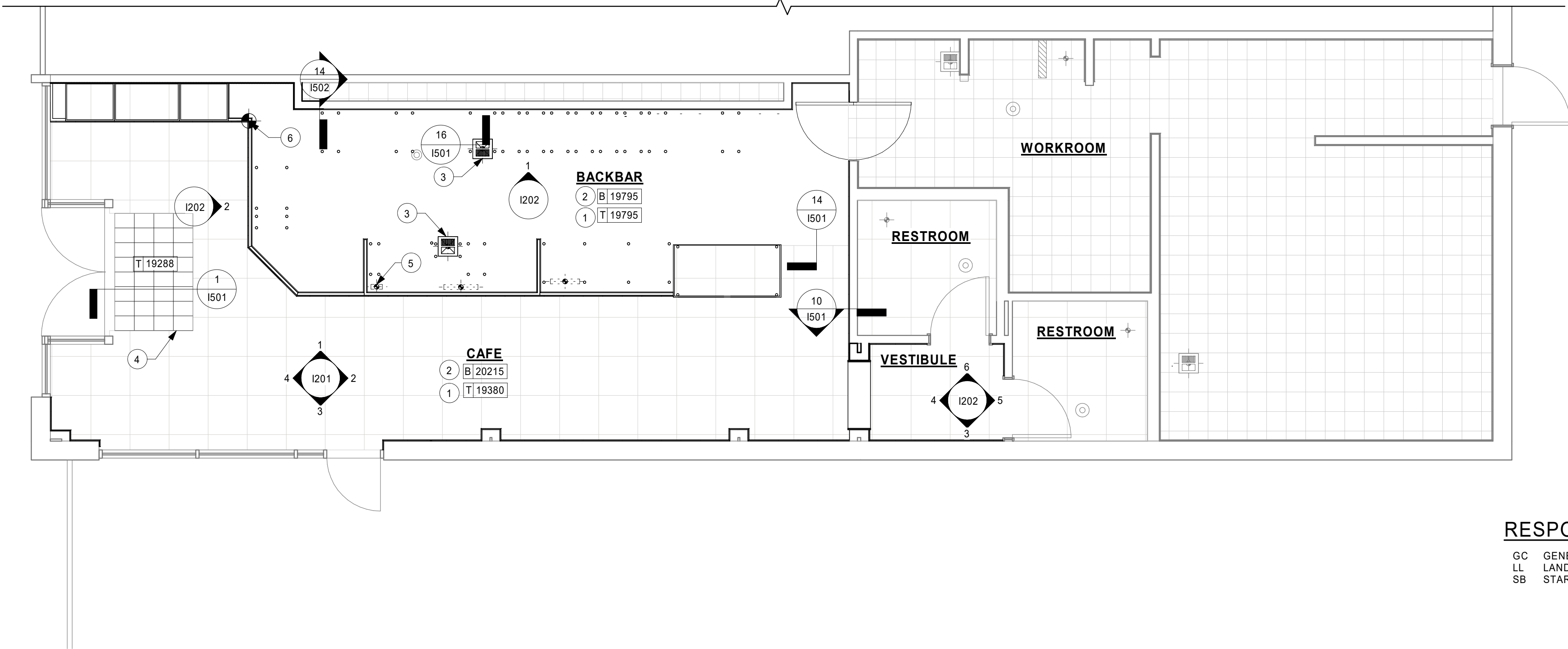
SHEET TITLE:
LIGHTING PLAN

SCALE: AS SHOWN

SHEET NUMBER:
I103b

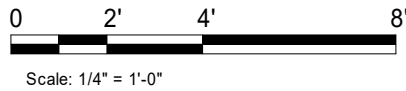
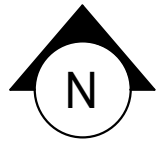
1/17/2019 11:03:55 AM C:\Users\lawahl\Documents\13342_IL_Lake & Euclid_WORKSHARE_awahl.rvt

1 1ST FLOOR - INTERIOR FINISH PLAN
Scale: 1/4" = 1'-0"



RESPONSIBILITY LEGEND

GC GENERAL CONTRACTOR
LL LANDLORD
SB STARBUCKS



KEYED NOTES

1. NEW TILE FLOORING
2. NEW TILE BASE.
3. NEW FLOOR SINK LOCATION. SEE BUILDING FLOOR PENETRATION PLAN ON SHEET A102 AND PLUMBING FOR ADDITIONAL INFORMATION.
4. RECESSED WALK-OFF MAT AT ENTRY. SEE INTERIOR DETAIL SHEETS FOR TRANSITION.
5. NEW PLUMBING FLOOR PENETRATION. SEE PENETRATION PLAN
6. FULL FLOOR TILE START

GENERAL NOTES

- A. WORKROOM TO BE FINISHED PER LOCAL CODE REQUIREMENTS.
- B. FLOORS, WALLS AND CEILING FINISHES IN FOOD PREPARATION AREAS SHALL BE SMOOTH, NON-TOXIC, NON-ABSORBENT, DURABLE AND EASILY CLEANABLE. PAINT SHALL BE WASHABLE; SEMI-GLOSS OR HIGH-GLOSS FINISH.
- C. STARBUCKS TO SUPPLY RETAIL FLOOR TILE AND TILE BASE. GENERAL CONTRACTOR TO INSTALL. GENERAL CONTRACTOR TO SUPPLY WORKROOM TILE AND BASE AND INSTALL. GENERAL CONTRACTOR TO SUPPLY AND INSTALL MORTAR, ADHESIVE, AND GROUT. GENERAL CONTRACTOR TO INSPECT ALL TILES AND REJECT DAMAGED OR SUBSTANDARD TILES PRIOR TO INSTALLATION.
- D. ALIGN TILE TRANSITIONS ON WHOLE TILES AS SHOWN.
- E. ALL FLOOR AND WALL JUNCTIONS IN STORAGE AND FOOD PREPARATION AREAS SHALL HAVE A 6" COVED BASE.

WALL BASE SCHEDULE - "B"					
DESIGN ID	LENGTH	DESCRIPTION	FURN. BY	INST. BY	COMMENTS
TILE BASE					
19795	78' - 6 1/4"	POLYVINYL FLOOR TILE - ECOGRIP - PEWTER	SB	GC	
20215	95' - 6 1/4"	TILE BASE - FORMULA - UNION BLACK - 6X12IN 150X300MM	SB	GC	GROUT: MAPEI - 10 BLACK, OR EQUAL

FLOOR TREATMENT SCHEDULE - "T"					
DESIGN ID	AREA	DESCRIPTION	FURN. BY	INST. BY	COMMENTS
PLASTIC					
19795	272 SF	POLYVINYL FLOOR TILE - ECO-GRIP - PEWTER	SB	GC	
TILE					
19380	555 SF	TILE - ROMANI STONE CONCRETE - MUD - 24X24IN 600X600MM	SB	GC	GROUT: MAPEI - 11 SAHARA BEIGE, OR EQUAL
WALK OFF MAT					
19288	24 SF	WALK OFF MAT - HELIX Z1 - BLACK - 12X9IN 305X230MM	SB	GC	



© 2018 STARBUCKS COFFEE COMPANY

STARBUCKS®
2401 UTAH AVENUE SOUTH
SEATTLE, WASHINGTON 98134
(206) 318-1575


THESE DRAWINGS AND THE PROJECT MANUAL ARE CONFIDENTIAL AND SHALL REMAIN THE SOLE PROPERTY OF STARBUCKS CORPORATION, WHICH IS THE OWNER OF THE COPYRIGHT IN THIS WORK. THEY SHALL NOT BE REPRODUCED (IN WHOLE OR IN PART), SHARED WITH THIRD PARTIES OR USED IN ANY MANNER ON OTHER PROJECTS OR EXTENSIONS TO THIS PROJECT WITHOUT THE PRIOR WRITTEN CONSENT OF STARBUCKS CORPORATION. THESE DRAWINGS AND SPECIFICATIONS ARE INTENDED TO EXPRESS DESIGN INTENT FOR A PROTOTYPICAL STARBUCKS STORE (WHICH IS SUBJECT TO CHANGE AT ANYTIME) AND DO NOT REFLECT ACTUAL SITE CONDITIONS. NEITHER PARTY SHALL HAVE ANY OBLIGATION NOR LIABILITY TO THE OTHER (EXCEPT STATED ABOVE) UNTIL A WRITTEN AGREEMENT IS FULLY EXECUTED BY BOTH PARTIES.

STARBUCKS TEMPLATE VERSION i2019.05.31



LIC. # - 184-007100
520 SOUTH MAIN ST., SUITE 2531
AKRON, OH 44311
P. 330-572-2100 F. 330-572-2101

GPD PROJECT NO: 2019262.11



signature
11/08/2019
date
expires 11-30-20

PROJECT NAME:
LAKE & EUCLID

PROJECT ADDRESS:
711 LAKE STREET
OAK PARK, IL 60301

STORE #: 13342
PROJECT #: 35371-050
ISSUE DATE: 11/08/2019
DESIGN MANAGER: N. TETREault
PRODUCTION DESIGNER: GPD GROUP
CHECKED BY:

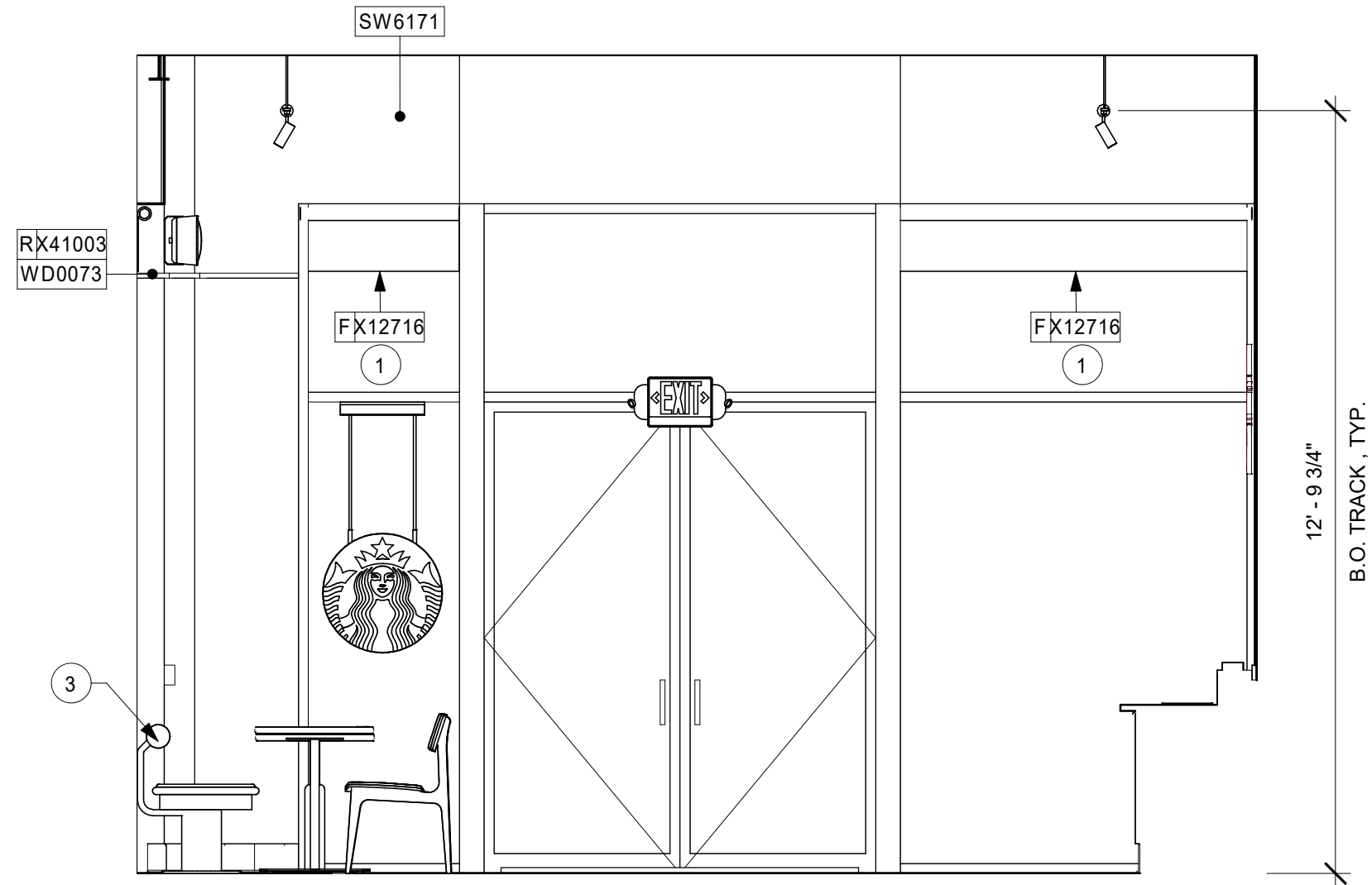
Revision Schedule			
Rev	Date	By	Description

SHEET TITLE:
FLOOR FINISH PLAN

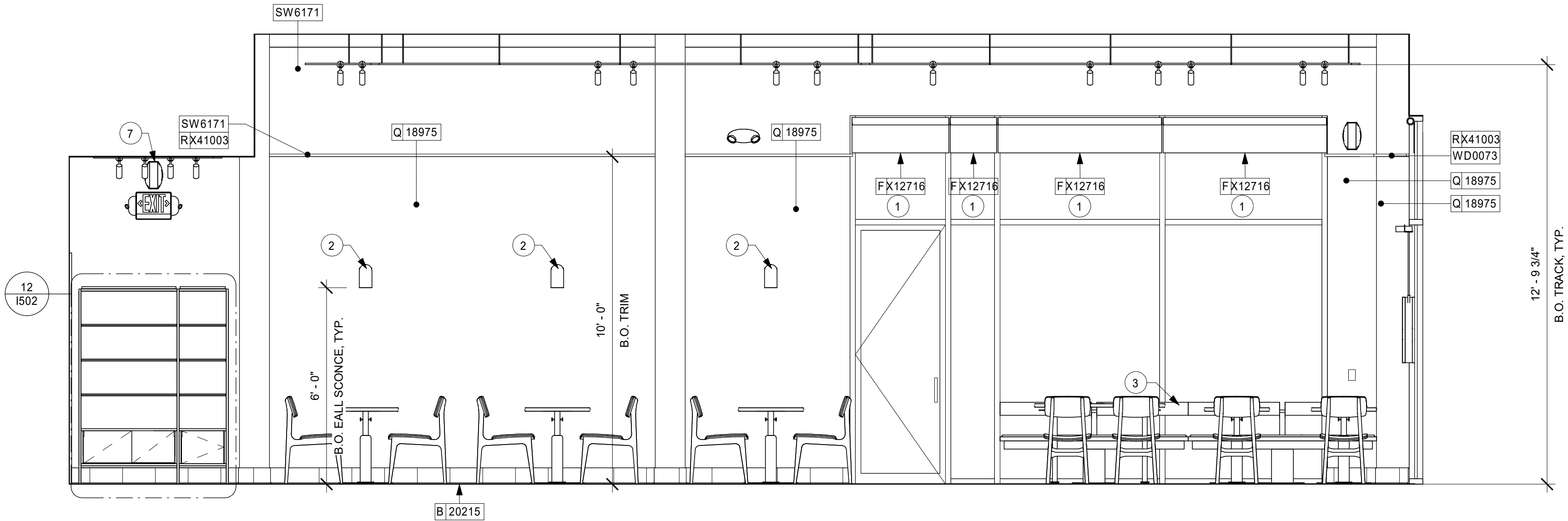
SCALE: AS SHOWN

SHEET NUMBER:

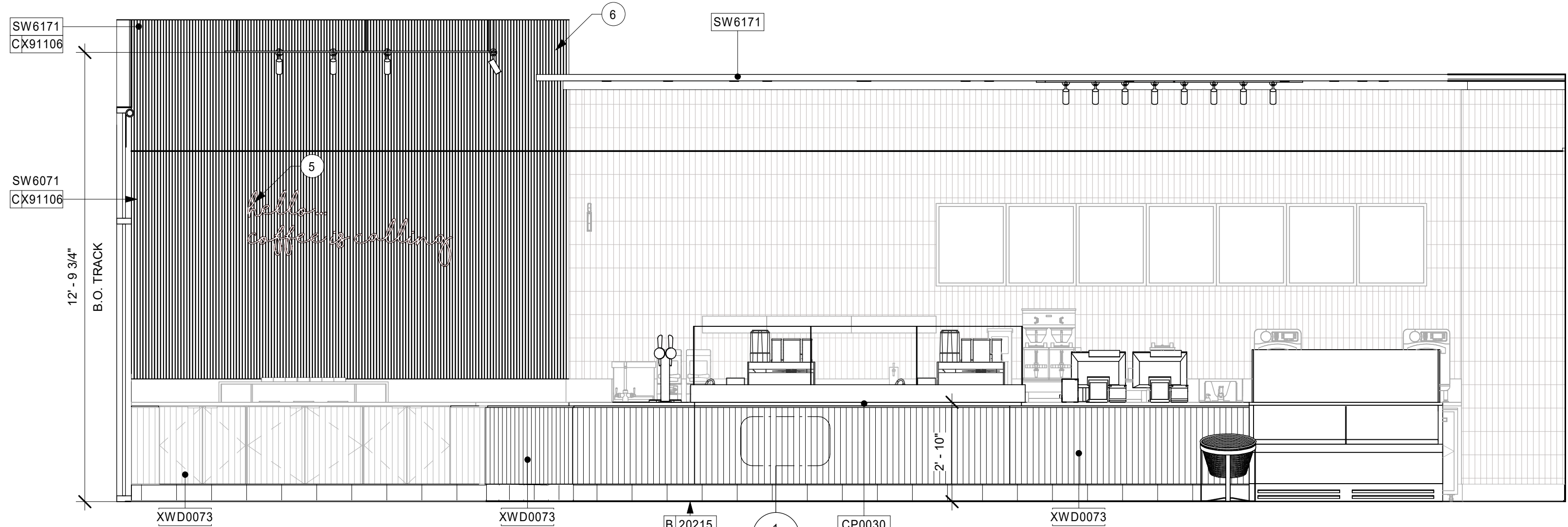
1104



4 CAFE
Scale: 3/8" = 1'-0"



3 CAFE
Scale: 3/8" = 1'-0"



1 FRONTBAR
Scale: 3/8" = 1'-0"

PAINT SCHEDULE						
DESIGN ID	DESCRIPTION		LRV	FURN. BY	INST. BY	COMMENTS
SW6071	SW6071 POPULAR GRAY		62	GC	GC	SW USE PRIMER CP-1; NCS - S 1005-Y20R; AKZO NOBEL - 44YY 70/110 LAMINATE
SW6171	SW6171 CHATROOM		41	GC	GC	
X91573	WILSON ART: FROSTY WHITE		39	GC	GC	

WALL BASE SCHEDULE - "B"					
DESIGN ID	LENGTH	DESCRIPTION	FURN. BY	INST. BY	COMMENTS
TILE BASE					
19795	78" - 6 1/4"	POLYVINYL FLOOR TILE - ECOGRIP - PEWTER	SB	GC	
20215	95" - 6 1/4"	TILE BASE - FORMULA - UNION BLACK - 6X12IN 150X300MM	SB	GC	GROUT: MAPEI - 10 BLACK, OR EQUAL

WALL TREATMENT (LENGTH) SCHEDULE- "R"					
DESIGN ID	LENGTH	DESCRIPTION	FURN. BY	INST. BY	COMMENTS
CHAIR RAIL					
X41003	66" - 9 1/2"	1" x 1" THICK TRIM	GC	GC	TRIM AT TILE/PAINT TRANSITION PAINTED SW6171 - CHATROOM

WALL TREATMENT (AREA) SCHEDULE - "Q"					
DESIGN ID	AREA	DESCRIPTION	FURN. BY	INST. BY	COMMENTS
TILE					
20221	292 SF	TILE - BISCUIT - SALVIA - DUNE - 2X8IN 50X200MM	SB	GC	GROUT: MAPEI - 111 HICKORY, OR EQUAL
X20221	56 SF	TILE - BISCUIT - BIANCO - DUNE - 2X8IN 50X200MM	SB	GC	GROUT: MAPEI - 09 GREY, OR EQUAL
X91236	488 SF	TILE - CAVA BIANCO LASA BUSHAMMERED 1x3M	SB	GC	
WALL COVERING					
18975	579 SF	VINYL WALL PROTECTION - UPLIFT - BONE WHITE	SB	GC	

KEYED NOTES

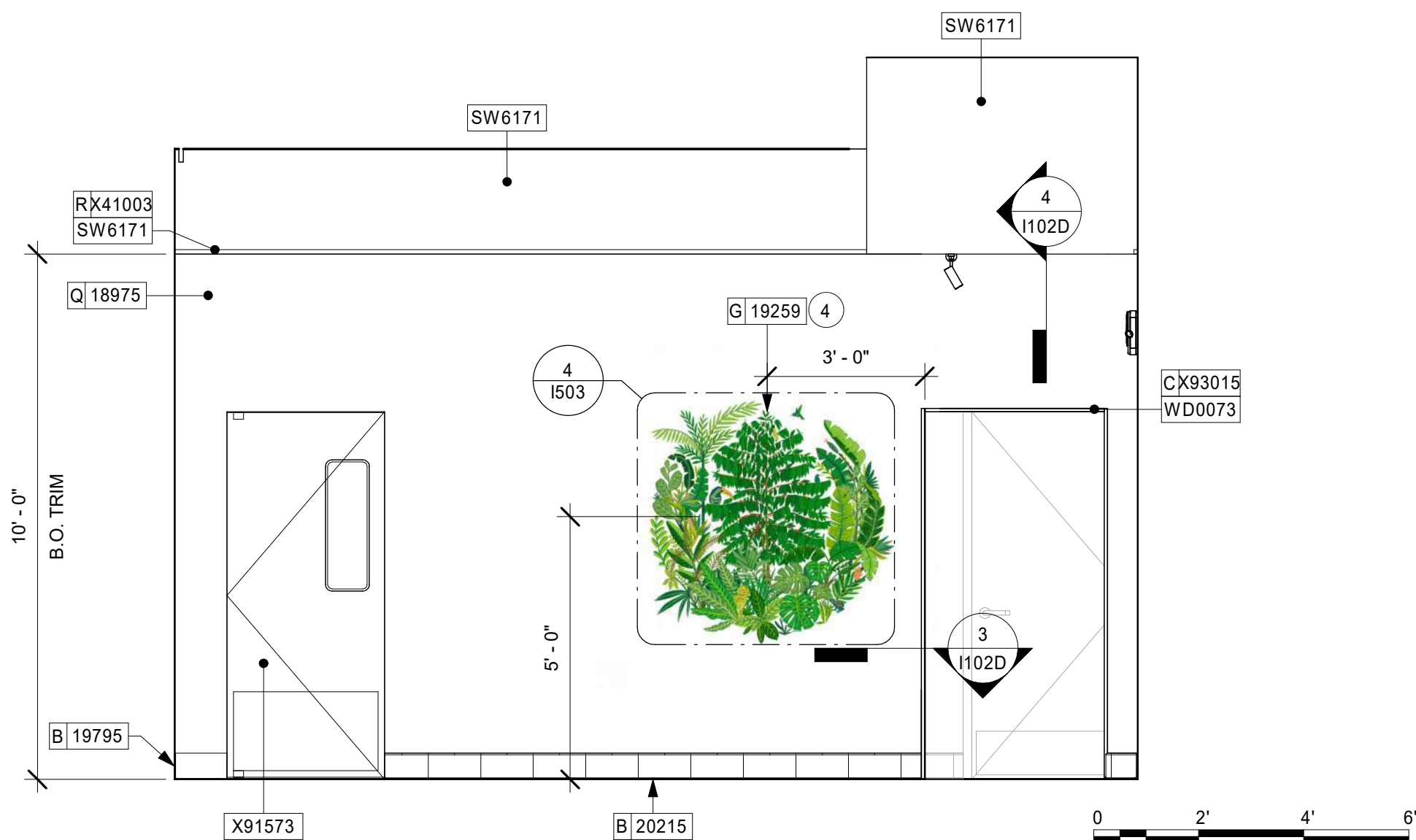
- ROLLER SHADES
- WALL SCNCE, REFER TO ELECTRICAL
- CUSTOM ORION BANQUETTE
- ARTWORK PRINTED ON WALL COVERING, GC TO CONFIRM WITH STARBUCKS DESIGNER PRIOR TO PROCUREMENT AND INSTALLATION
- 1" THICK ROUTED TEXT, GFX TO CONFIRM FINAL DESIGN WITH STARBUCKS DESIGNER- PAINTED SW6071
- 1" HALF ROUND DOWELS, GC TO PROVIDE BLOCKING AS NECESSARY FOR INSTALLATION
- RELOCATED SPEAKER

GENERAL NOTES

- FOR GRAPHICS SCHEDULE, REFER TO THE FURNITURE, FIXTURES, AND EQUIPMENT (FF & E) SCHEDULES ON SHEET I601.
- REFER TO MANUFACTURER'S INSTRUCTIONS INCLUDED WITH ARTWORK/GRAPHICS FOR PROPER INSTALLATION.
- CHANGE PAINT COLOR ONLY AT INSIDE CORNERS UNLESS OTHERWISE INDICATED.
- PAINT FINISHES SHALL BE APPLIED AS FOLLOWS, UNLESS NOTED OTHERWISE:
 - WOODS AND METAL SURFACES SHALL BE SEMI-GLOSS OR EQUAL.
 - ACCENT AND TRIM PAINTS TO BE SEMI-GLOSS OR EQUAL.
 - WALL AND CEILING PAINTS TO BE EGGSHELL OR EQUAL.
 - PAINTS IN BOH, RESTROOM(S) OR CAFE BAR SHALL BE SEMI-GLOSS OR EQUAL.
- PAINT SUBSTITUTIONS ARE NOT ALLOWED. USE STARBUCKS NATIONAL ACCOUNT COLOR CODE WHEN ORDERING PAINTS.
- FLOORS, WALLS AND CEILING FINISHES IN FOOD PREPARATION AREAS SHALL BE SMOOTH, NON-TOXIC, NON-ABSORBENT, DURABLE AND EASILY CLEANABLE. PAINT SHALL BE WASHABLE; SEMI-GLOSS OR HIGH GLOSS FINISH.
- ALL WOOD SURFACES (DOORS, TRIM, SHELVES, CABINETRY) SHALL BE SEALED.
- REFER TO CASEWORK FINISH SCHEDULE ON THE CASEWORK FINISH PLAN ON SHEET I102 FOR CASEWORK FINISH MATERIAL INFORMATION.
- ALIGN TILE TRANSITIONS ON WHOLE TILES AS SHOWN.
- ALL FLOOR AND WALL JUNCTIONS IN STORAGE AND FOOD PREPARATION AREAS SHALL HAVE A 6" COVED BASE.
- ALL FOOD STORAGE SHALL BE 6" (150MM) A.F.F.
- INSTALL BLOCKING AND HANGERS FOR WALL SHELVING BEFORE INSTALLING BACK BAR TILE.
- GENERAL CONTRACTOR TO PROVIDE AND INSTALL WORKROOM WALL FINISHES.

LEGEND

- INDICATES WALL BLOCKING. FIRE TREATED WALL BLOCKING TO BE PROVIDED AS REQUIRED TO SUPPORT WALL ATTACHMENTS. EXTEND BLOCKING 4" (100mm) BEYOND EDGE OF ATTACHMENTS.



2 BACKBAR
Scale: 3/8" = 1'-0"



STARBUCKS®
2401 UTAH AVENUE SOUTH
SEATTLE, WASHINGTON 98134
(206) 318-1575

THESE DRAWINGS AND THE PROJECT MANUAL ARE CONFIDENTIAL AND SHALL REMAIN THE SOLE PROPERTY OF STARBUCKS CORPORATION, WHICH IS THE OWNER OF THE COPYRIGHT IN THIS WORK. THEY SHALL NOT BE REPRODUCED (IN WHOLE OR IN PART), SHARED WITH THIRD PARTIES OR USED IN ANY MANNER ON OTHER PROJECTS OR EXTENSIONS TO THIS PROJECT WITHOUT THE PRIOR WRITTEN CONSENT OF STARBUCKS CORPORATION. THESE DRAWINGS AND SPECIFICATIONS ARE INTENDED TO EXPRESS DESIGN INTENT FOR A PROTOTYPICAL STARBUCKS STORE (WHICH IS SUBJECT TO CHANGE AT ANYTIME) AND DO NOT REFLECT ACTUAL SITE CONDITIONS. NEITHER PARTY SHALL HAVE ANY OBLIGATION NOR LIABILITY TO THE OTHER (EXCEPT STATED ABOVE) UNTIL A WRITTEN AGREEMENT IS FULLY EXECUTED BY BOTH PARTIES.

STARBUCKS TEMPLATE VERSION I2019.05.31



GPD PROJECT NO: 2019262.11



signature
11/08/2019
date
expires 11-30-20

PROJECT NAME:
LAKE & EUCLID

PROJECT ADDRESS:
**711 LAKE STREET
OAK PARK, IL 60301**

STORE #: 13342
PROJECT #: 35371-050
ISSUE DATE: 11/08/2019
DESIGN MANAGER: N. TETREALT
PRODUCTION DESIGNER: GPD GROUP
CHECKED BY:

Revision Schedule			
Rev	Date	By	Description

SHEET TITLE:
**INTERIOR FINISH
ELEVATIONS & SCHED.**
SCALE: AS SHOWN

SHEET NUMBER:
I201

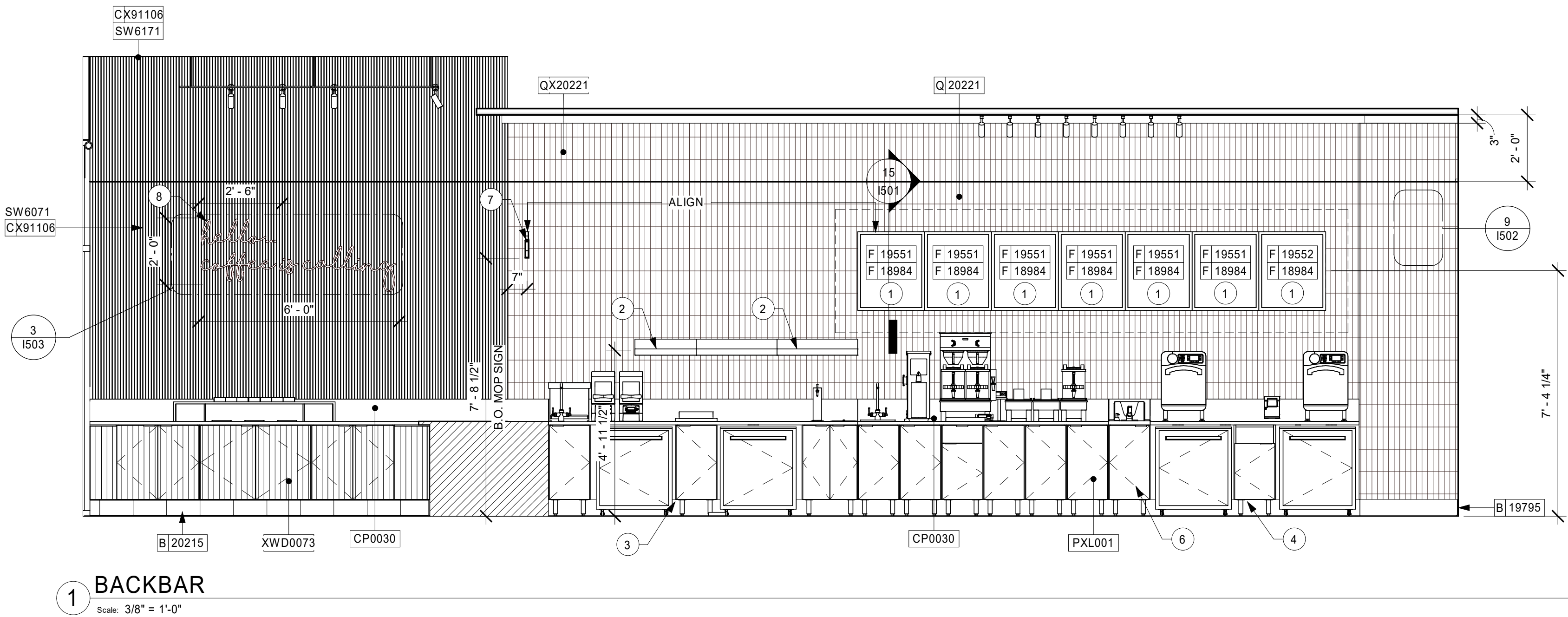
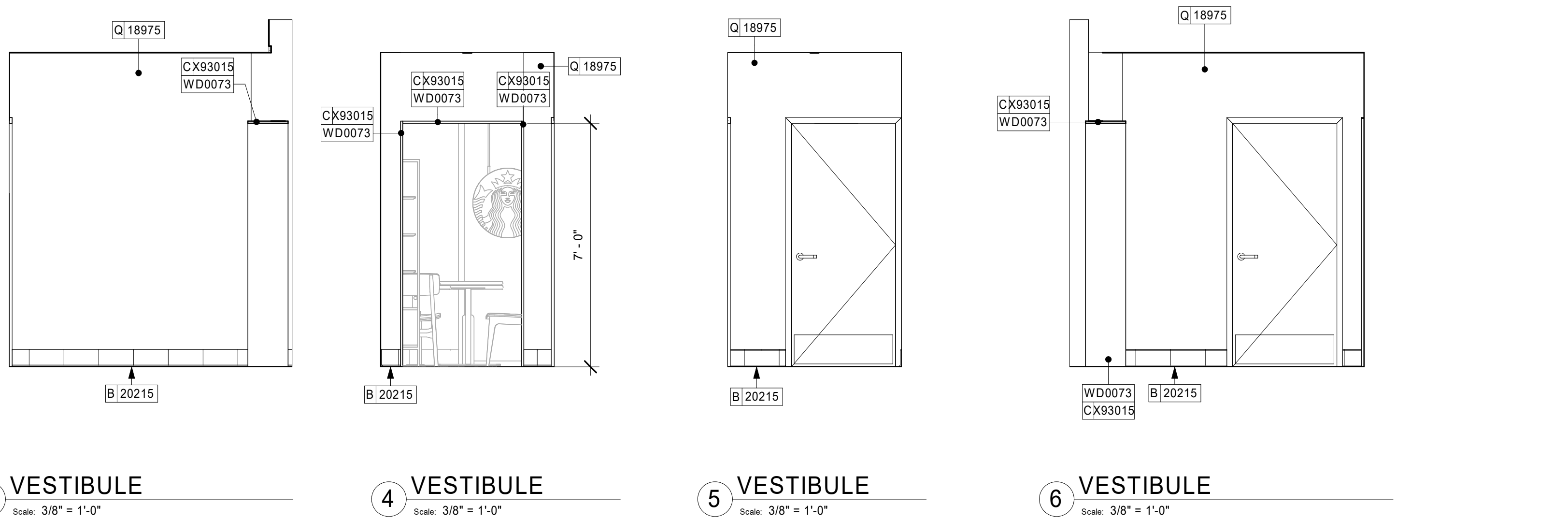
1/17/2019 11:09:30 AM C:\Users\lawahl\Documents\13342_IL_Lake & Euclid_WORKSHARE_awaahl.rvt

PAINT SCHEDULE					
DESIGN ID	DESCRIPTION	LRV	FURN. BY	INST. BY	COMMENTS
SW6071	SW6071 POPULAR GRAY	62	GC	GC	
SW6171	SW6171 CHATROOM	41	GC	GC	SW USE PRIMER CP-1; NCS - S 1005-Y20R; AKZO NOBEL - 44YY 70/110
X91573	WILSON ART: FROSTY WHITE	39	GC	GC	LAMINATE

WALL TREATMENT (AREA) SCHEDULE - "Q"					
DESIGN ID	AREA	DESCRIPTION	FURN. BY	INST. BY	COMMENTS
TILE					
20221	292 SF	TILE - BISCUIT - SALVIA - DUNE - 2X8IN 50X200MM	SB	GC	GROUT: MAPEI - 111 HICKORY, OR EQUAL
X20221	56 SF	TILE - BISCUIT - BIANCO - DUNE - 2X8IN 50X200MM	SB	GC	GROUT: MAPEI - 09 GREY, OR EQUAL
X91236	488 SF	TILE - CAVA BIANCO LASA BUSHAMMERED 1x3M	SB	GC	
WALL COVERING					
18975	579 SF	VINYL WALL PROTECTION - UPLIFT - BONE WHITE	SB	GC	

WALL TREATMENT (LENGTH) SCHEDULE- "R"					
DESIGN ID	LENGTH	DESCRIPTION	FURN. BY	INST. BY	COMMENTS
CHAIR RAIL					
X41003	66' - 9 1/2"	1" x 1" THICK TRIM	GC	GC	TRIM AT TILE/PAINT TRANISTION PAINTED SW6171 - CHATROOM

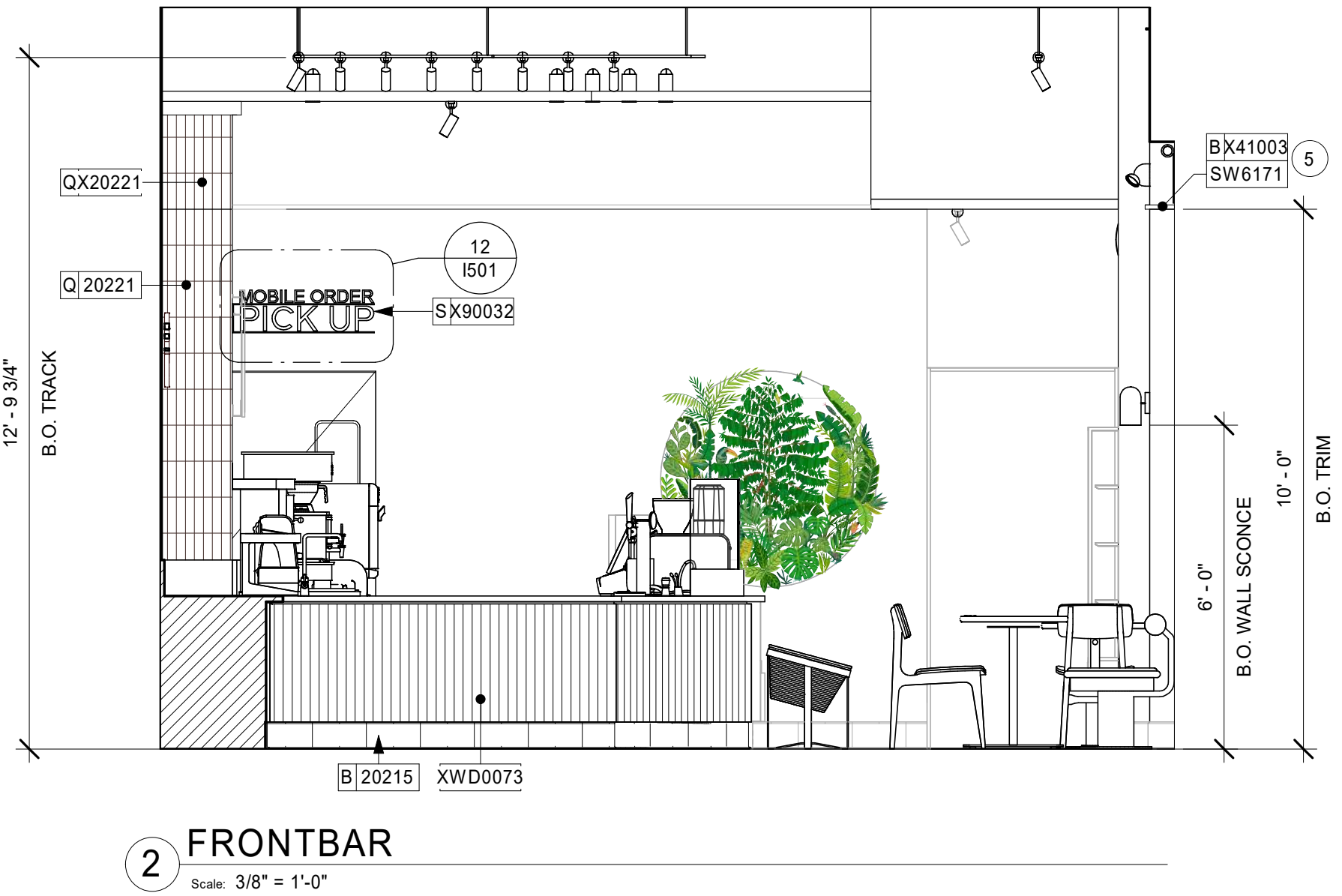
WALL BASE SCHEDULE - "B"					
DESIGN ID	LENGTH	DESCRIPTION	FURN. BY	INST. BY	COMMENTS
TILE BASE					
19795	78' - 6 1/4"	POLYVINYL FLOOR TILE - ECOGRIP - PEWTER	SB	GC	
20215	95' - 6 1/4"	TILE BASE - FORMULA - UNION BLACK - 6X12IN 150X300MM	SB	GC	GROUT: MAPEI - 10 BLACK, OR EQUAL



- ### KEYED NOTES
- ATTACH MENU BOARDS PER INSTALLATION DETAILS. 3/4" PLYWOOD BACKER TO BE ADDED BEHIND WALL FINISHES FOR FUTURE DIGITAL MENU BOARDS. PLYWOOD TO EXTEND 8" AROUND ALL SIDES OF THE MENU BOARDS, SEE ELECTRICAL FOR ADDITIONAL INFORMATION
 - SHELVING FOR CBE STATION AS SHOWN. G.C. TO PROVIDE WALL BLOCKING FOR FASTENERS.
 - FRP BENEATH BACK BAR AT EXPOSED WALLS EXCEPT AT WARMING STATION. EXTEND FROM TOP OF WALL BASE TO UNDERSIDE OF COUNTERTOP.
 - WALL TILE TO EXTEND BELOW WARMING STATION TO TOP OF WALL BASE.
 - 3/4" TRIM, REFER TO CASEWORK SCHEDULE.
 - PROVIDE 6" (150MM) MIN. INTEGRAL SPLASHGUARD AT HAND SINK PER JURISDICTIONAL REQUIREMENTS.
 - NEW MOP SIGN
 - 1" ROUTED TEXT, GFX TO CONFIRM FINAL DESIGN WITH STARBUCKS DESIGNER- PAINTED SW6071

- ### GENERAL NOTES
- FOR PAINT AND WALL TREATMENT SCHEDULES, REFER TO THE INTERIOR FINISH PLAN ON SHEET I104. FOR GRAPHICS SCHEDULE, REFER TO THE FURNITURE, FIXTURES, AND EQUIPMENT (FF & E) SCHEDULES ON SHEET I101.
 - REFER TO MANUFACTURER'S INSTRUCTIONS INCLUDED WITH ARTWORK/GRAPHICS FOR PROPER INSTALLATION.
 - PAINT FINISHES SHALL BE APPLIED AS FOLLOWS, UNLESS NOTED OTHERWISE:
 - WOODS AND METAL SURFACES SHALL BE SEMI-GLOSS OR EQUAL.
 - ACCENT AND TRIM PAINTS TO BE SEMI-GLOSS OR EQUAL.
 - WALL AND CEILING PAINTS TO BE EGGSHELL OR EQUAL.
 - PAINTS IN BOH, RESTROOM(S) OR CAFE BAR SHALL BE SEMI-GLOSS OR EQUAL.
 - FLOORS, WALLS AND CEILING FINISHES IN FOOD PREPARATION AREAS SHALL BE SMOOTH, NON-TOXIC, NON-ABSORBENT, DURABLE AND EASILY CLEANABLE. PAINT SHALL BE WASHABLE; SEMI-GLOSS OR HIGH GLOSS FINISH.
 - ALL WOOD SURFACES (DOORS, TRIM, SHELVES, CABINETRY) SHALL BE SEALED.
 - ALIGN TILE TRANSITIONS ON WHOLE TILES AS SHOWN.
 - ALL FLOOR AND WALL JUNCTIONS IN STORAGE AND FOOD PREPARATION AREAS SHALL HAVE A 6" COVED BASE.
 - ALL FOOD STORAGE SHALL BE 6" (150MM) A.F.F.
 - INSTALL BLOCKING AND HANGERS FOR WALL SHELVING BEFORE INSTALLING BACK BAR TILE.

- ### LEGEND
- INDICATES WALL BLOCKING.
 FIRE TREATED WALL BLOCKING TO BE PROVIDED AS REQUIRED TO SUPPORT WALL ATTACHMENTS. EXTEND BLOCKING 4" (100mm) BEYOND EDGE OF ATTACHMENTS.



© 2018 STARBUCKS COFFEE COMPANY

STARBUCKS®
2401 UTAH AVENUE SOUTH
SEATTLE, WASHINGTON 98134
(206) 318-1575

THESE DRAWINGS AND THE PROJECT MANUAL ARE CONFIDENTIAL AND SHALL REMAIN THE SOLE PROPERTY OF STARBUCKS CORPORATION, WHICH IS THE OWNER OF THE COPYRIGHT IN THIS WORK. THEY SHALL NOT BE REPRODUCED (IN WHOLE OR IN PART), SHARED WITH THIRD PARTIES OR USED IN ANY MANNER ON OTHER PROJECTS OR EXTENSIONS TO THIS PROJECT WITHOUT THE PRIOR WRITTEN CONSENT OF STARBUCKS CORPORATION. THESE DRAWINGS AND SPECIFICATIONS ARE INTENDED TO EXPRESS DESIGN INTENT FOR A PROTOTYPICAL STARBUCKS STORE (WHICH IS SUBJECT TO CHANGE AT ANYTIME) AND DO NOT REFLECT ACTUAL SITE CONDITIONS. NEITHER PARTY SHALL HAVE ANY OBLIGATION NOR LIABILITY TO THE OTHER (EXCEPT STATED ABOVE) UNTIL A WRITTEN AGREEMENT IS FULLY EXECUTED BY BOTH PARTIES.

STARBUCKS TEMPLATE VERSION i2019.05.31

GPD GROUP, INC.
LIC. # - 184-007100
520 SOUTH MAIN ST., SUITE 2531
AKRON, OH 44311
P: 330-572-2100 F: 330-572-2101

GPD PROJECT NO: 2019262.11

signature
11/08/2019
date
expires 11-30-20

PROJECT NAME:
LAKE & EUCLID

PROJECT ADDRESS:
**711 LAKE STREET
OAK PARK, IL 60301**

STORE #: 13342
PROJECT #: 35371-050
ISSUE DATE: 11/08/2019
DESIGN MANAGER: N. TETREAULT
PRODUCTION DESIGNER: GPD GROUP
CHECKED BY:

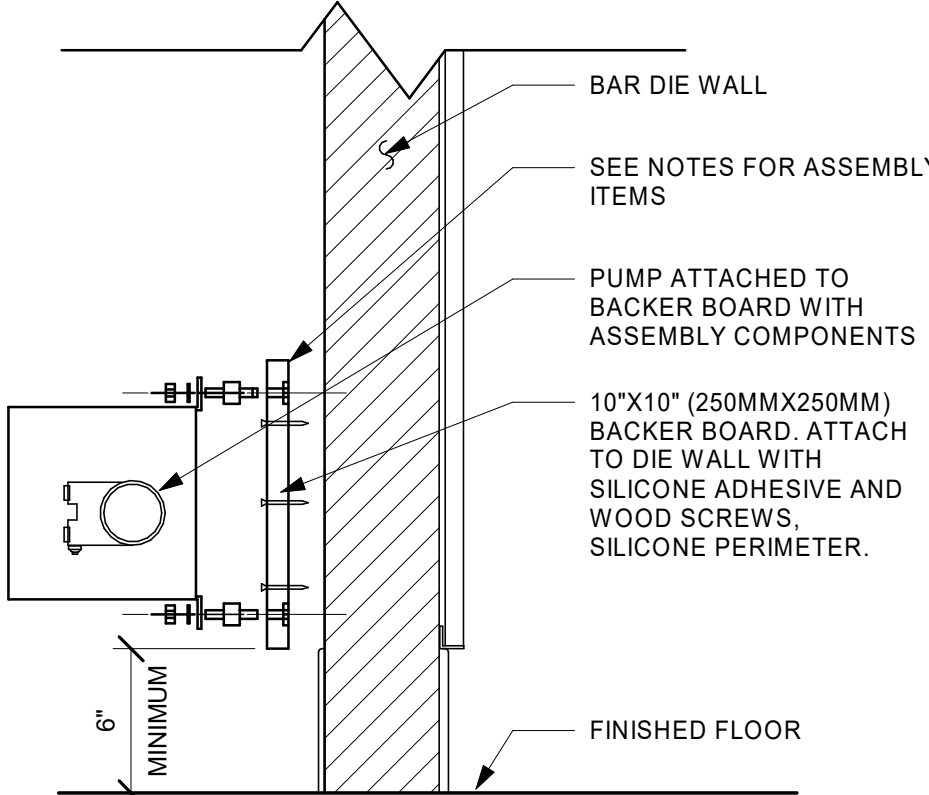
Revision Schedule			
Rev	Date	By	Description

SHEET TITLE:
**INTERIOR FINISH
ELEVATIONS & SCHED.**
SCALE: AS SHOWN

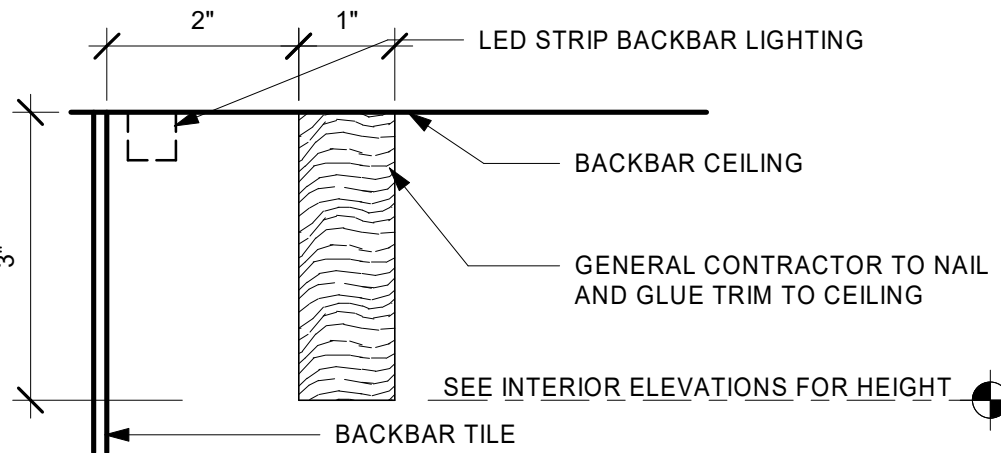
SHEET NUMBER:
I202

11/7/2019 11:03:59 AM C:\Users\slawhl\Documents\13342_IL_Lake & Euclid_WORKSHARE_awahl.rvt

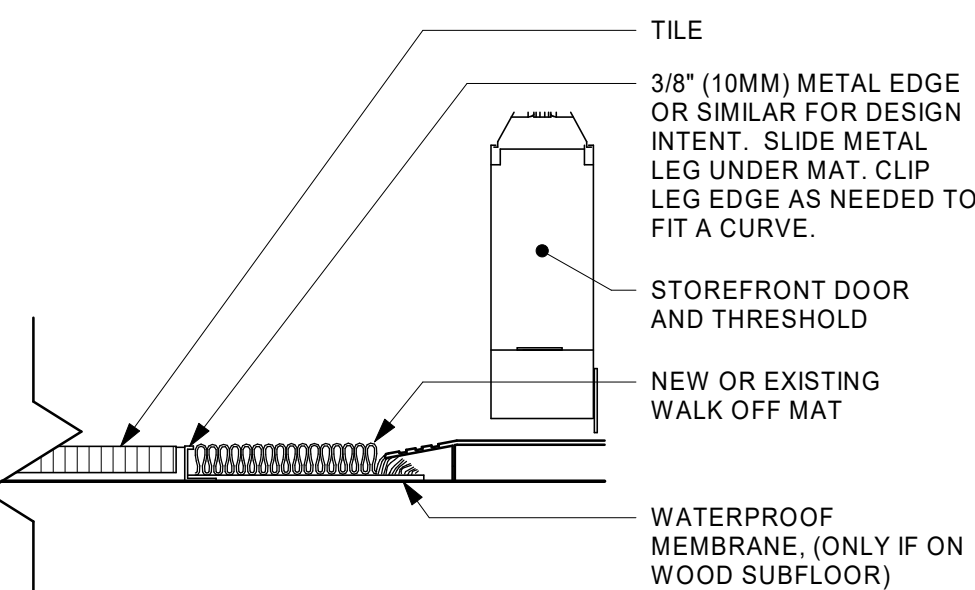
- NOTES:**
1. LOCATE PUMP WITHIN CORD LENGTH LIMIT. ORIENT WITH PUMP HEAD LEFT, RIGHT AND AT BOTTOM. LOOSEN PUMP HEAD CLAMP, ROTATE AND RE-TIGHTEN AS REQUIRED PER ORIENTATION TO PROVIDE FRONT ACCESS TO FLOW. ADJUSTMENT WITHIN CORD LENGTH LIMIT.
 2. USE LOCKTITE ON ISOLATOR THREADS. DO NOT OVER TIGHTEN.
 3. LOOSEN PUMP HEAD CLAMP, ROTATE AND RE-TIGHTEN AS REQUIRED FOR PUMP ORIENTATION.
 4. BACKER BOARD ASSEMBLY INCLUDES:
(1) BACKER BOARD
(4) TENETS, 1/4-20 VENDOR MOUNTED
(8) WOOD SCREWS #8 1-1/4" (32MM)
(4) NEOPRENE ISOLATORS, KARMAN RUBBER, K84-60 NEOPRENE
(4) LOCK NUTS, 1/4-20 NYLON
(4) WASHERS, 1/4" (7MM) FLAT



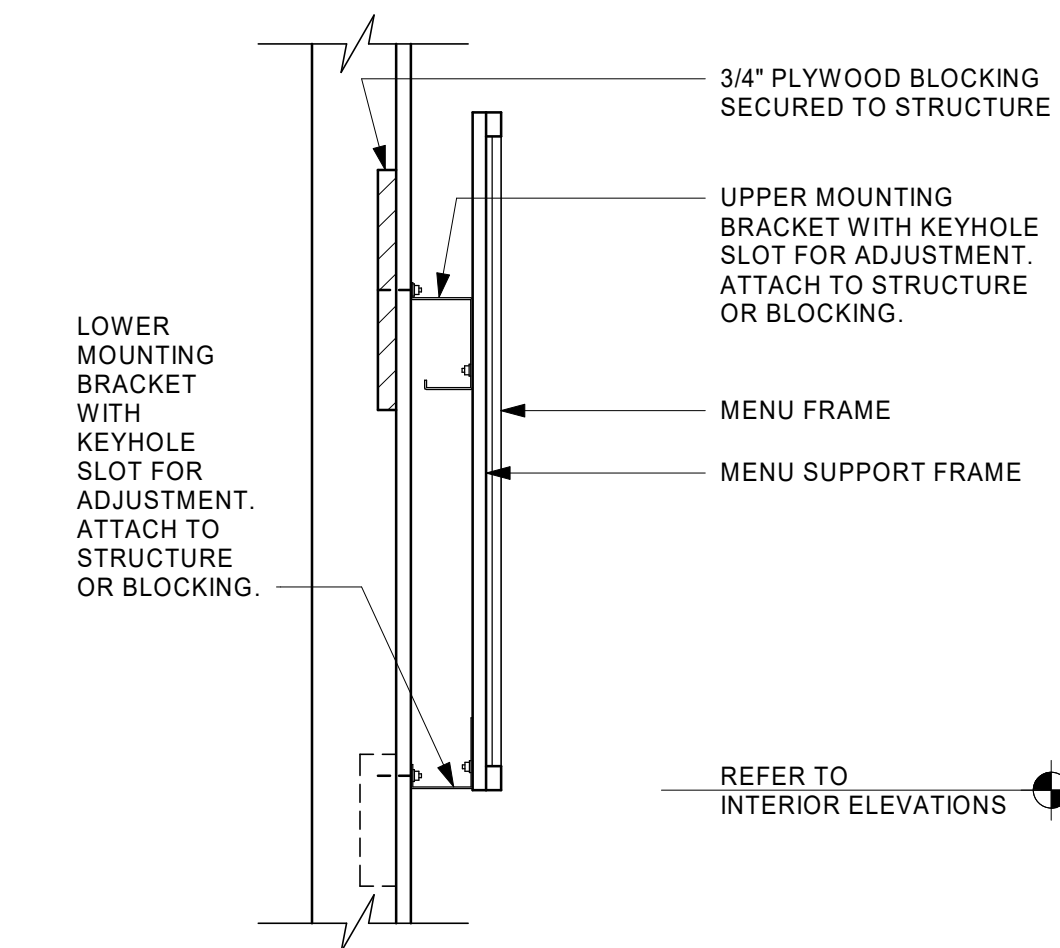
11 ESPRESSO PUMP ATTACHMENT
Scale: 1 1/2" = 1'-0"



6 TRIM AT BACKBAR
Scale: 6" = 1'-0"



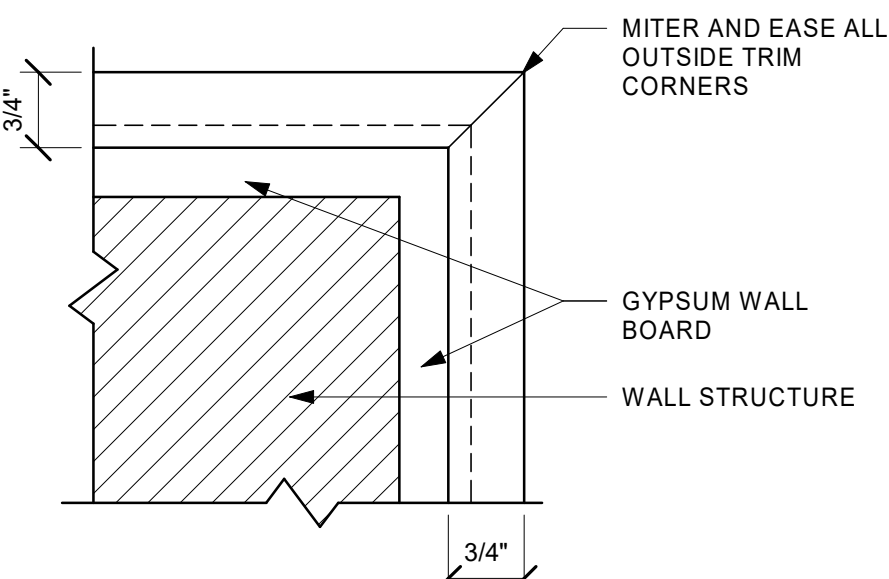
1 TRANSITION - TILE TO WALK OFF MAT
Scale: 3" = 1'-0"



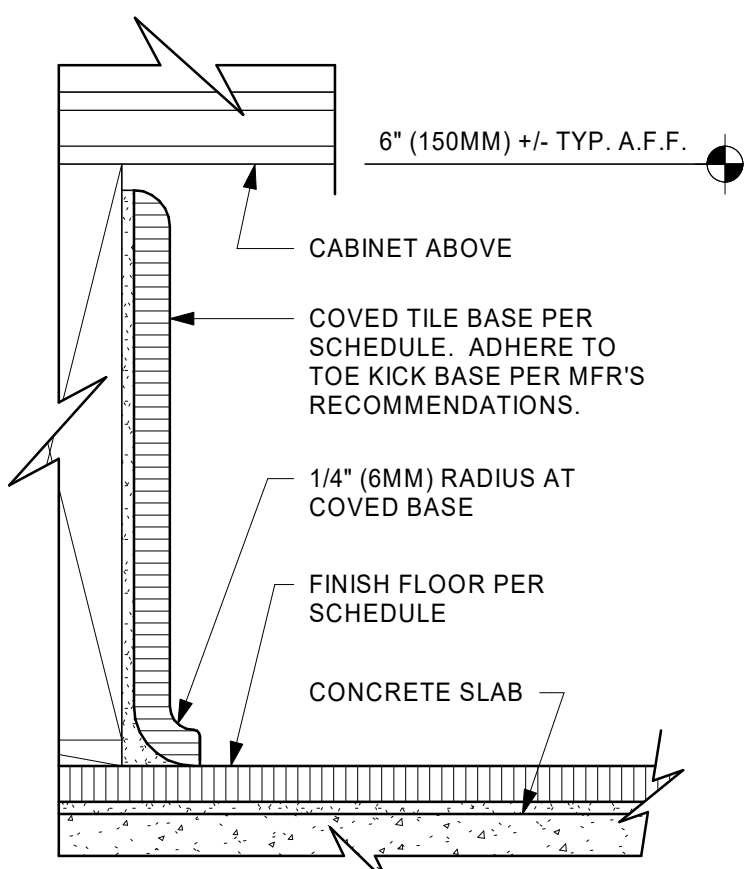
15 MENU BOARD MOUNTING
Scale: 1 1/2" = 1'-0"



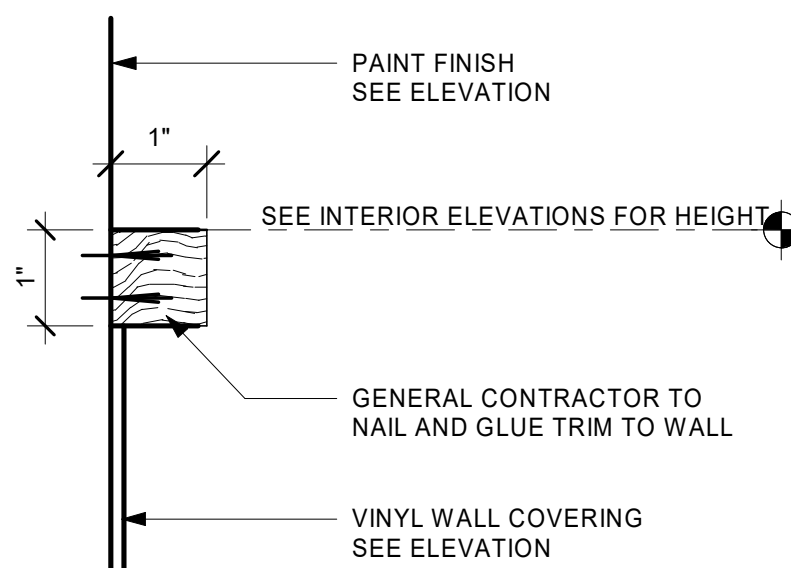
12 MOP SIGN
Scale: 1" = 1'-0"



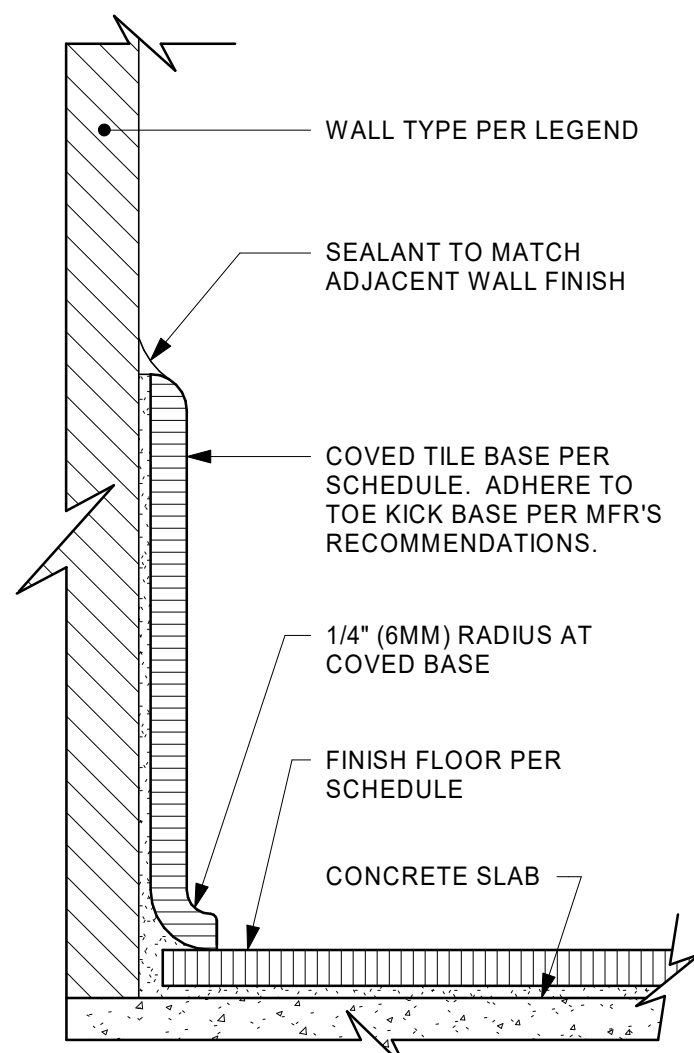
7 TRIM CORNER
Scale: 6" = 1'-0"



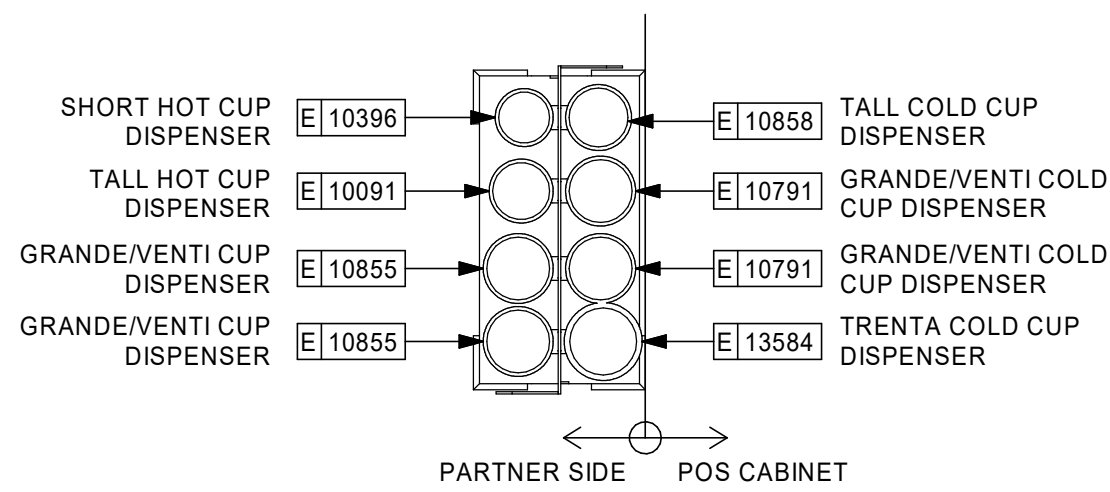
2 TOP SET TILE BASE AT CABINET
Scale: 6" = 1'-0"



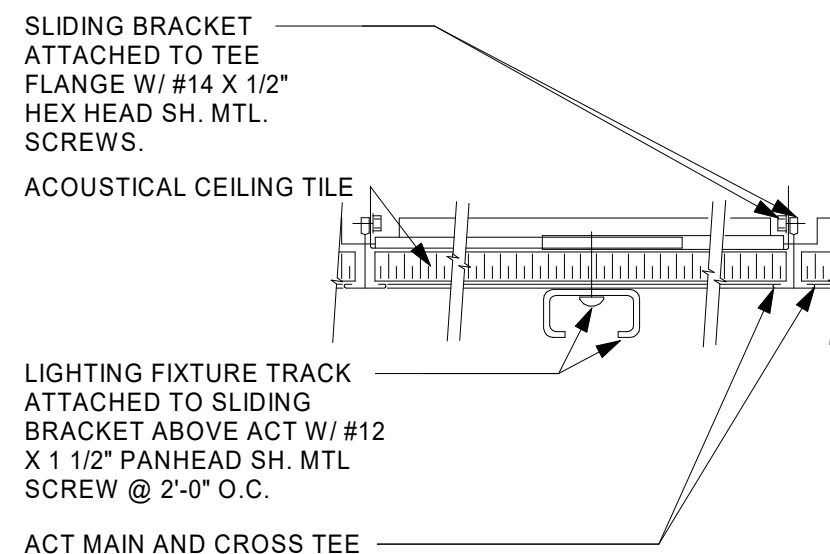
8 1" X 1" TRIM
Scale: 6" = 1'-0"



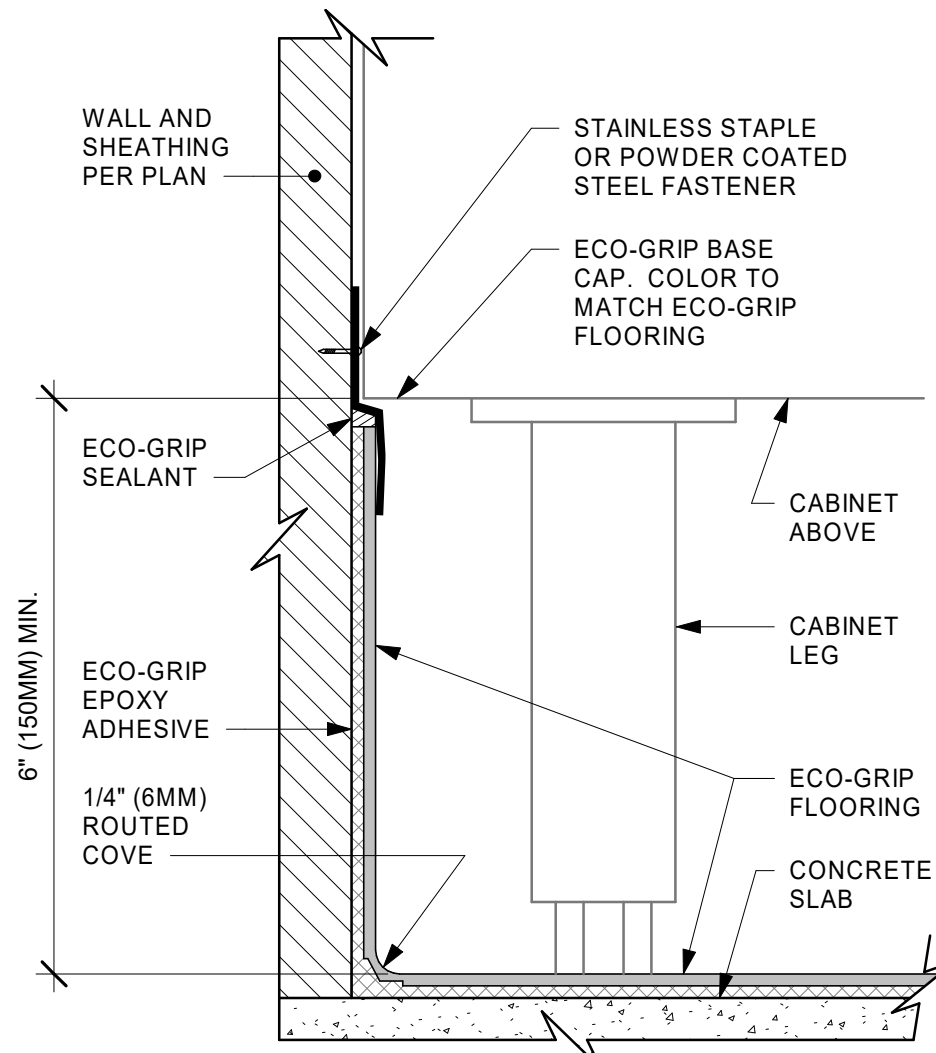
3 TOP SET TILE BASE AT WALL
Scale: 6" = 1'-0"



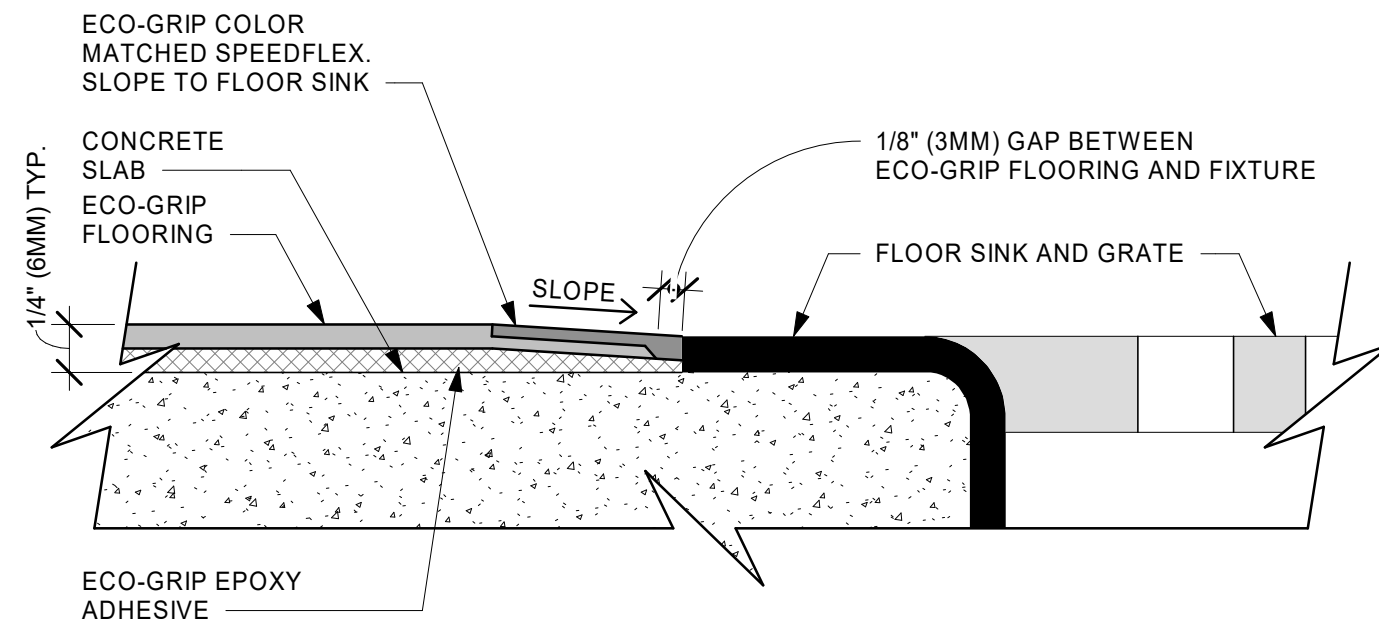
13 CUP CADDY DETAIL
Scale: 1" = 1'-0"



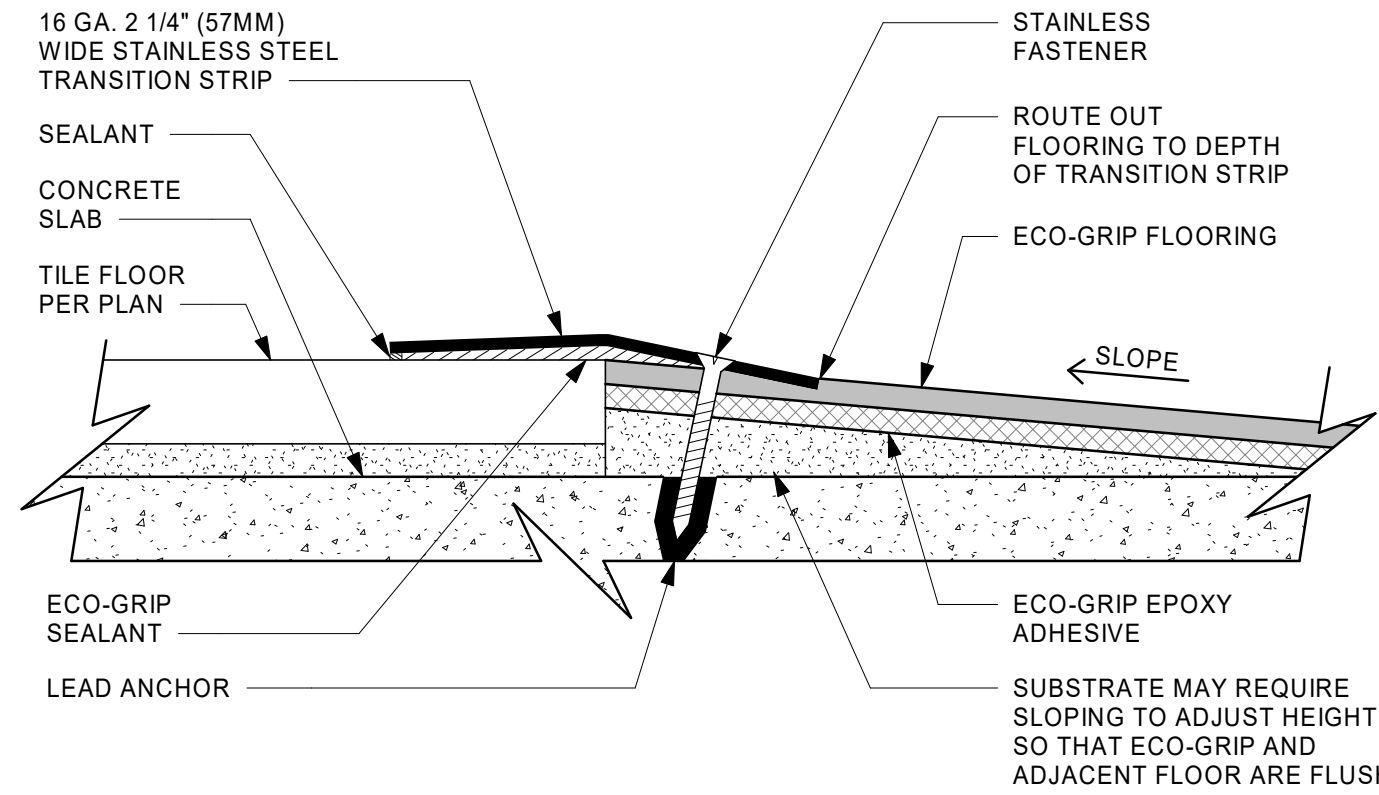
9 TRACK MOUNTING DETAIL
Scale: 1/8" = 1'-0"



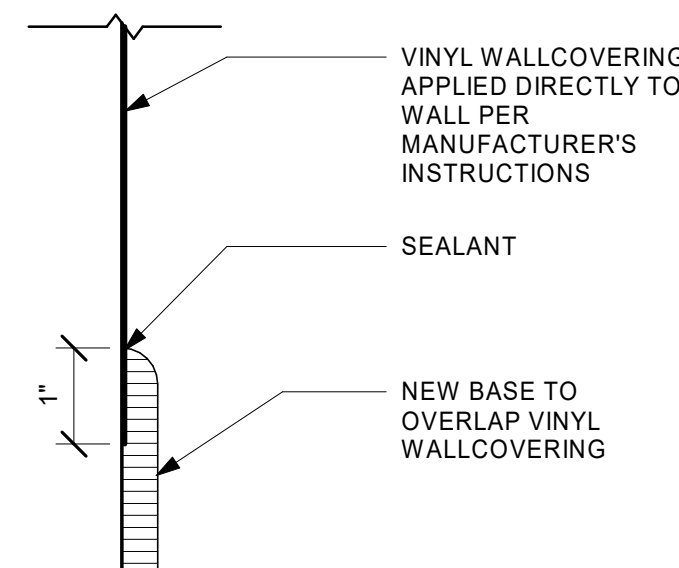
4 ECO-GRIP BASE AT CABINET WITH LEGS
Scale: 6" = 1'-0"



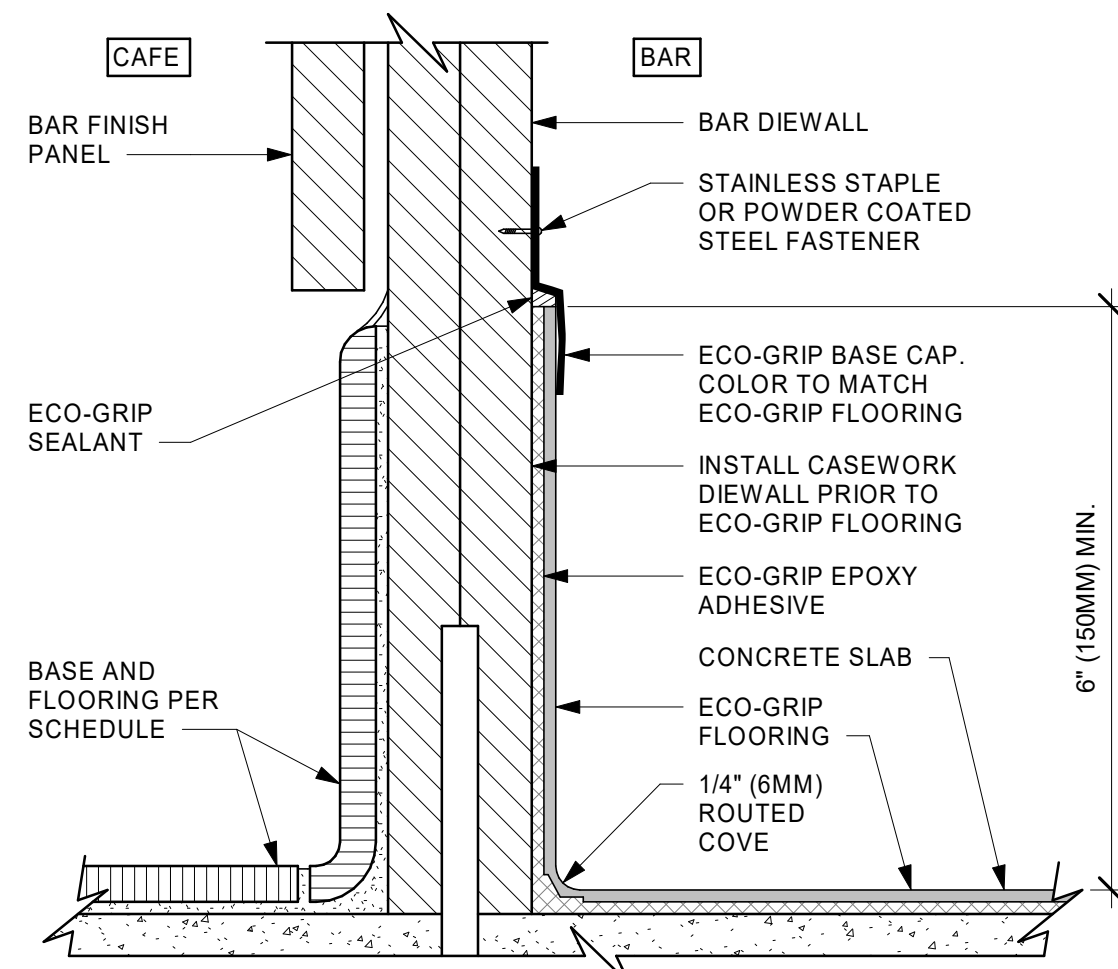
16 ECO-GRIP TO FLOOR SINK TRANSITION
Scale: 12" = 1'-0"



14 ECO-GRIP TO TILE TRANSITION - OPTION A
Scale: 12" = 1'-0"



10 VINYL APPLICATION - NEW TILE BASE
Scale: 6" = 1'-0"



5 ECO-GRIP BASE AT BAR DIEWALL
Scale: 6" = 1'-0"



STARBUCKS
2401 UTAH AVENUE SOUTH
SEATTLE, WASHINGTON 98134
(206) 318-1575

THESE DRAWINGS AND THE PROJECT MANUAL ARE CONFIDENTIAL AND SHALL REMAIN THE SOLE PROPERTY OF STARBUCKS CORPORATION, WHICH IS THE OWNER OF THE COPYRIGHT IN THIS WORK. THEY SHALL NOT BE REPRODUCED (IN WHOLE OR IN PART), SHARED WITH THIRD PARTIES OR USED IN ANY MANNER ON OTHER PROJECTS OR EXTENSIONS TO THIS PROJECT WITHOUT THE PRIOR WRITTEN CONSENT OF STARBUCKS CORPORATION. THESE DRAWINGS AND SPECIFICATIONS ARE INTENDED TO EXPRESS DESIGN INTENT FOR A PROTOTYPICAL STARBUCKS STORE (WHICH IS SUBJECT TO CHANGE AT ANYTIME) AND DO NOT REFLECT ACTUAL SITE CONDITIONS. NEITHER PARTY SHALL HAVE ANY OBLIGATION NOR LIABILITY TO THE OTHER (EXCEPT STATED ABOVE) UNTIL A WRITTEN AGREEMENT IS FULLY EXECUTED BY BOTH PARTIES.

STARBUCKS TEMPLATE VERSION i2019.05.31



GPD PROJECT NO: 2019262.11



signature
11/08/2019
date
expires 11-30-20

PROJECT NAME:
LAKE & EUCLID

PROJECT ADDRESS:
**711 LAKE STREET
OAK PARK, IL 60301**

STORE #: 13342
PROJECT #: 35371-050
ISSUE DATE: 11/08/2019
DESIGN MANAGER: N. TETREALT
PRODUCTION DESIGNER: GPD GROUP
CHECKED BY:

Revision Schedule				
Rev	Date	By	Description	

SHEET TITLE:
DESIGN DETAILS

SCALE: AS SHOWN

SHEET NUMBER:
1501



THESE DRAWINGS AND THE PROJECT MANUAL ARE CONFIDENTIAL AND SHALL REMAIN THE SOLE PROPERTY OF STARBUCKS CORPORATION, WHICH IS THE OWNER OF THE COPYRIGHT IN THIS WORK. THEY SHALL NOT BE REPRODUCED (IN WHOLE OR IN PART), SHARED WITH THIRD PARTIES OR USED IN ANY MANNER ON THE PROJECT OR FOR THE EXTENSION OF THIS PROJECT WITHOUT THE PRIOR WRITTEN CONSENT OF STARBUCKS CORPORATION. THESE DRAWINGS AND SPECIFICATIONS ARE INTENDED TO EXPRESS DESIGN INTENT FOR A PROTOTYPICAL STARBUCKS STORE (WHICH IS SUBJECT TO CHANGE AT ANYTIME) AND DO NOT REFLECT ACTUAL SITE CONDITIONS. NEITHER PARTY SHALL HAVE ANY LIABILITY OR LIABILITY TO THE OTHER (EXCEPT AS ABOVE UNTIL A WRITTEN AGREEMENT IS FULLY EXECUTED BY BOTH PARTIES.



GPD GROUP, INC.

520 SOUTH MAIN ST, SUITE 2531
AKRON, OH 44311
P: 330-572-2100 F: 330-572-2101



11/08/2019
date

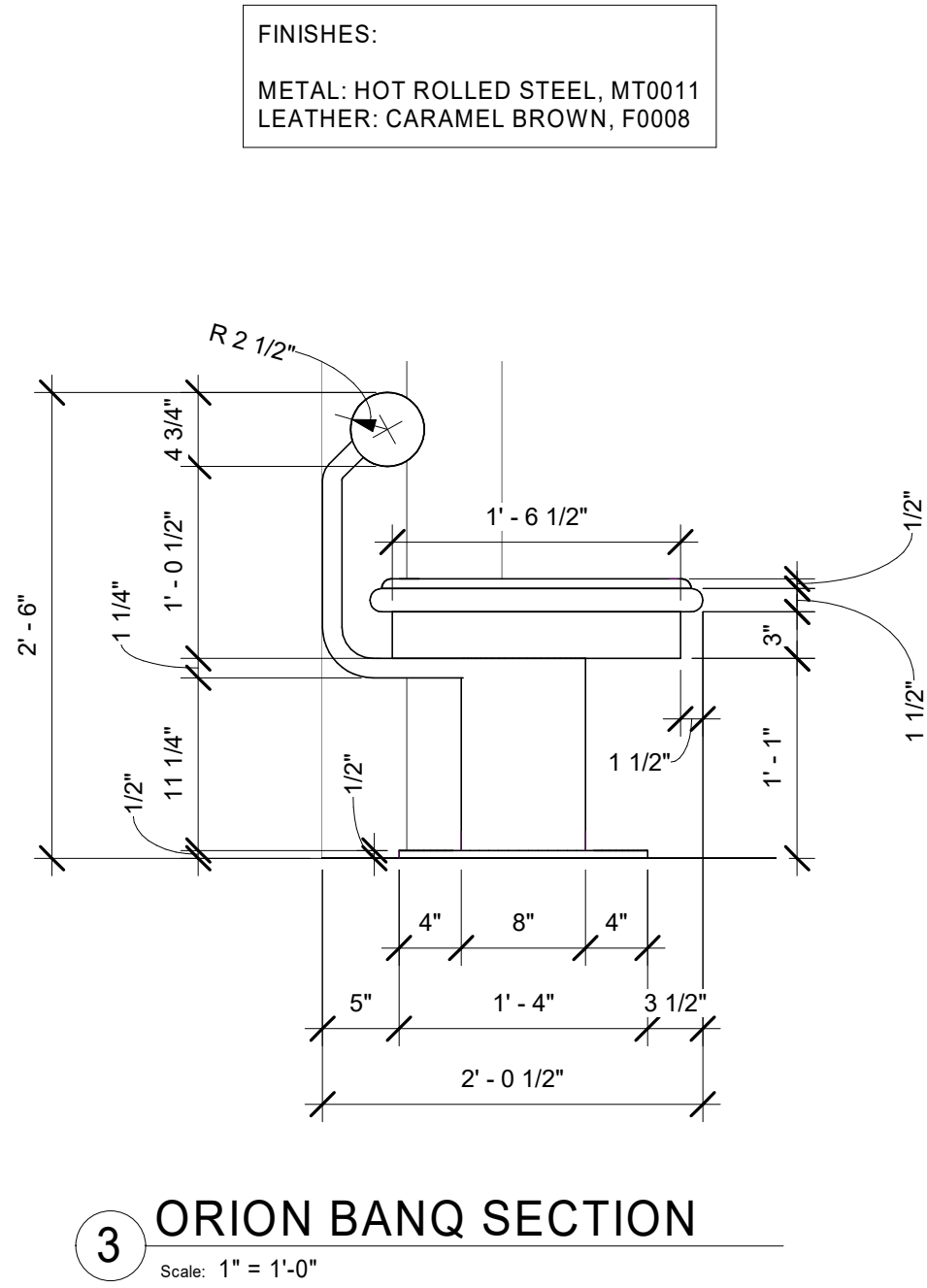
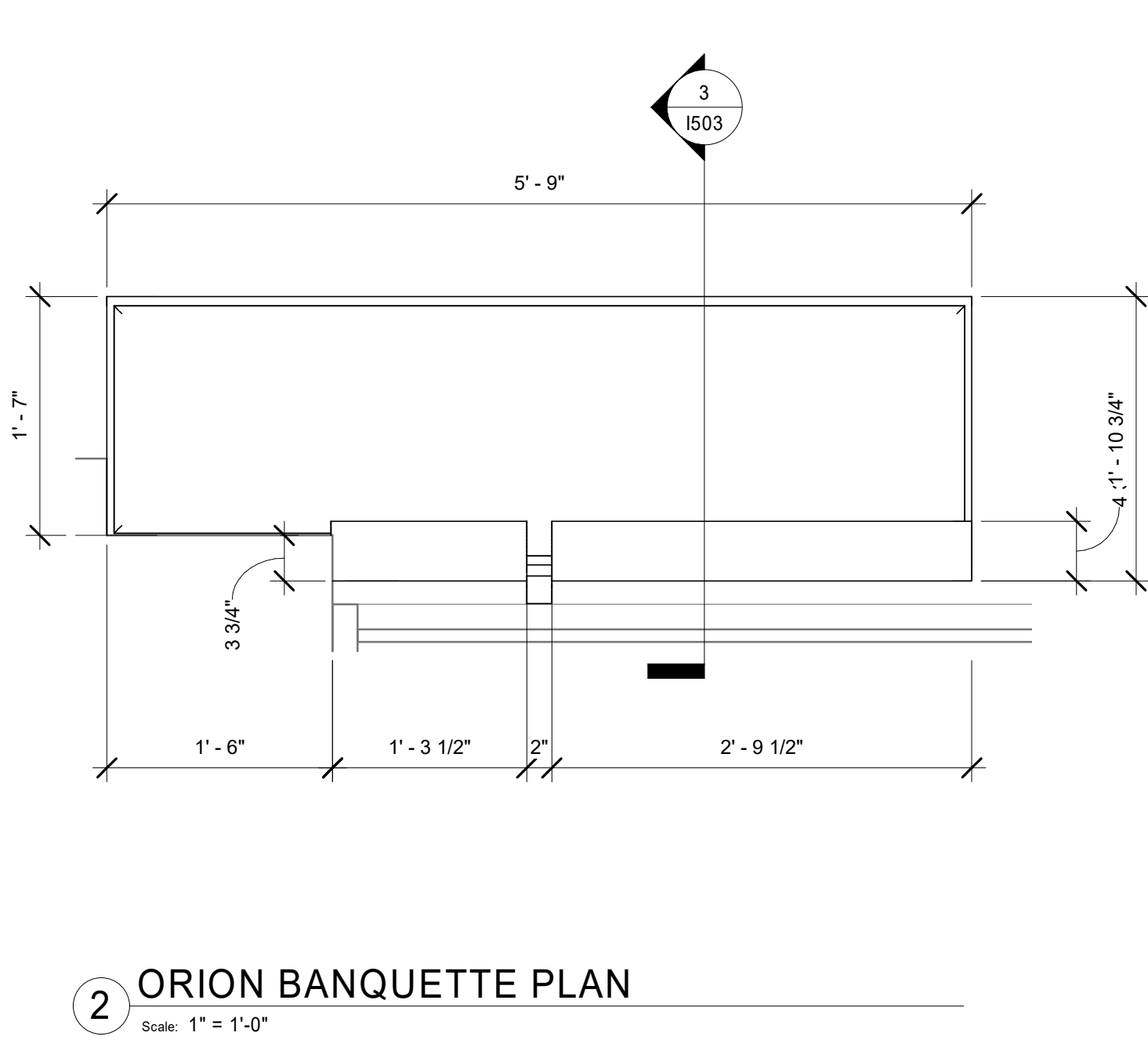
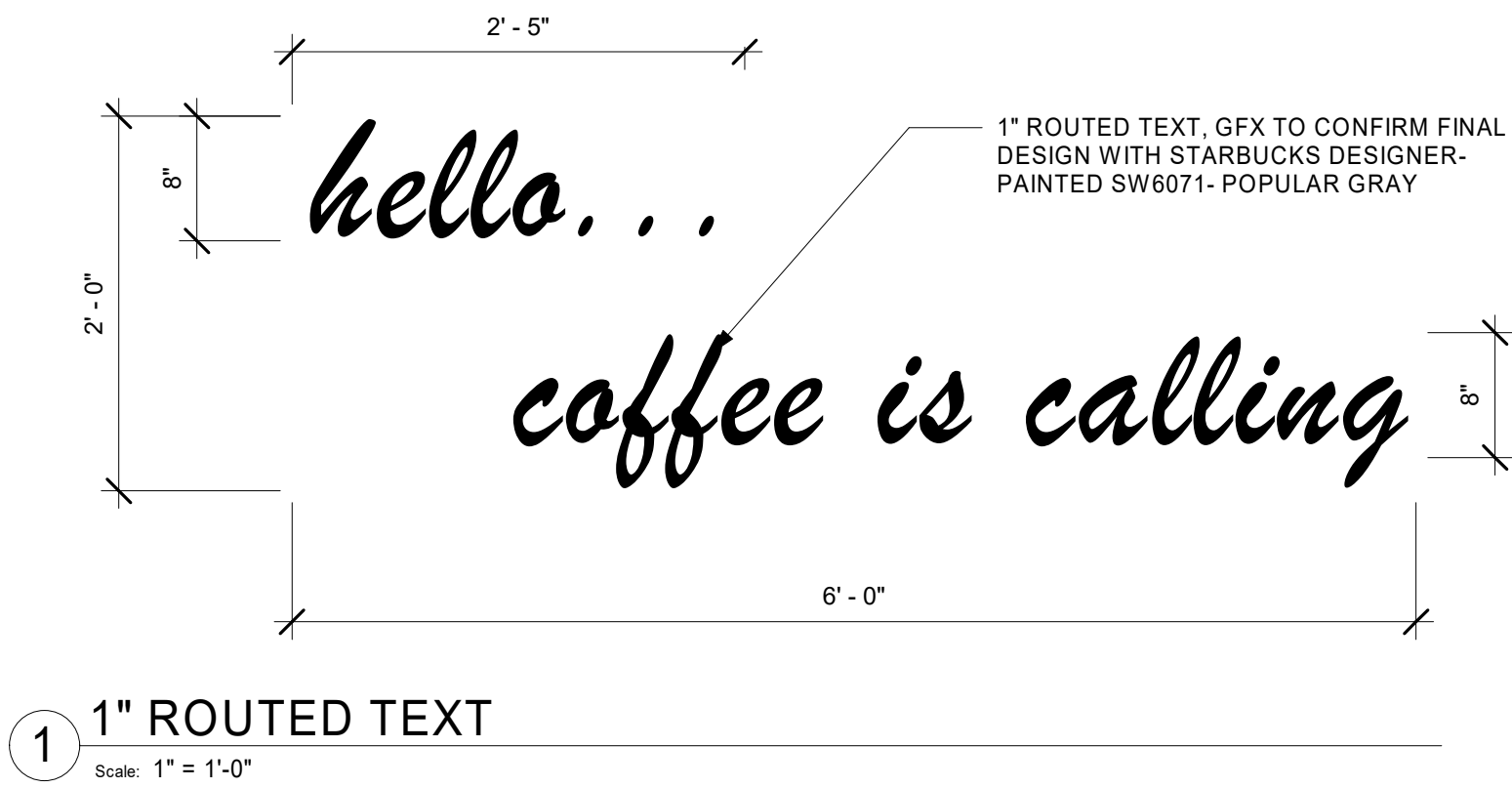
PROJECT NAME:
LAKE & EUCLID


PROJECT ADDRESS:
711 LAKE STREET
OAK PARK, IL 60301

Revision Schedule			
Rev	Date	By	Description

SHEET NUMBER:

C:\Users\awahl\Documents\13342 IL Lake & Euclid WORKSHARE awahl.rvt
11/7/2019 11:04:02 AM






© 2018 STARBUCKS COFFEE COMPANY

STARBUCKS®
2401 UTAH AVENUE SOUTH
SEATTLE, WASHINGTON 98134
(206) 318-1575


THESE DRAWINGS AND THE PROJECT MANUAL ARE CONFIDENTIAL AND SHALL REMAIN THE SOLE PROPERTY OF STARBUCKS CORPORATION, WHICH IS THE OWNER OF THE COPYRIGHT IN THIS WORK. THEY SHALL NOT BE REPRODUCED (IN WHOLE OR IN PART), SHARED WITH THIRD PARTIES OR USED IN ANY MANNER ON OTHER PROJECTS OR EXTENSIONS TO THIS PROJECT WITHOUT THE PRIOR WRITTEN CONSENT OF STARBUCKS CORPORATION. THESE DRAWINGS AND SPECIFICATIONS ARE INTENDED TO EXPRESS DESIGN INTENT FOR A PROTOTYPICAL STARBUCKS STORE (WHICH IS SUBJECT TO CHANGE AT ANYTIME) AND DO NOT REFLECT ACTUAL SITE CONDITIONS. NEITHER PARTY SHALL HAVE ANY OBLIGATION NOR LIABILITY TO THE OTHER (EXCEPT STATED ABOVE) UNTIL A WRITTEN AGREEMENT IS FULLY EXECUTED BY BOTH PARTIES.


STARBUCKS TEMPLATE VERSION i2019.05.31



GPD GROUP, INC.
LIC. # - 184-007100
520 SOUTH MAIN ST, SUITE 2531
AKRON, OH 44311
P: 330-572-2100 F: 330-572-2101

GPD PROJECT NO: 2019262.11





signature

11/08/2019

date

expires 11-30-20

PROJECT NAME:

LAKE & EUCLID

PROJECT ADDRESS:

**711 LAKE STREET
OAK PARK, IL 60301**

STORE #: 13342

PROJECT #: 35371-050

ISSUE DATE: 11/08/2019

DESIGN MANAGER: N. TETREALT

PRODUCTION DESIGNER: GPD GROUP

CHECKED BY:

Revision Schedule			
Rev	Date	By	Description

SHEET TITLE:

DESIGN DETAILS

SCALE: AS SHOWN

SHEET NUMBER:

1503